


ORGANIZE SPACE

LET'S REORG

- SMART TROLLEYS SERIES UNIMOD
- SLICK SHELVING SYSTEM SERIES UNIMOD
- COMFORT WORKSTATIONS SERIES UNIMOD
- DYNAMIC WORKSTATIONS SERIES UNIMOD





ORGANIZE SPACE LET'S REORG

TROLLEYS SERIES SMART

LENGTH = 725 / 1023 mm DEPTH = 1430 mm



ORD. NO. F LB B102 56 52
GALVANISED + RAL 7000



ORD. NO. F LB B073 54 52
GALVANISED + RAL 7000



ORD. NO. F LB B103 52 52
GALVANISED + RAL 7000

TROLLEY WITH CONTAINERS

ORD. NO.

DIMENSIONS mm

F LB B102 56 52 1023x613x1430 h

Complete with:

1 trolley ORD. NO. F LB B102 06 52

45 containers size 1

24 containers size 2

28 containers size 3A2

Load capacity: 300 kg (150 kg per side)

Standard colour:



TROLLEY WITH PRACTIBOX

ORD. NO.

DIMENSIONS mm

F LB B073 54 52 725x613x1430 h

Complete with:

1 trolley ORD. NO. F LB B073 04 52

4 drawer cabinets with 9 practibox drawers

6 drawer cabinets with 6 practibox drawers

4 drawer cabinets with 5 practibox drawers

2 drawer cabinets with 4 practibox drawers

2 drawer cabinets with 3 practibox drawers

Load capacity: 300 kg (150 kg per side)

Standard colour:



TROLLEY WITH CONTAINERS

ORD. NO.

DIMENSIONS mm

F LB B103 52 52 1023x613x1430 h

Complete with:

1 trolley ORD. NO. F LB B103 02 52

4 containers ORD. NO. F PA 6451 A0 01

2 containers ORD. NO. F PA 6851 A0 01

1 container ORD. NO. F PA 8951 A0 01

Load capacity: 300 kg (150 kg per side)

Standard colour:



GALVANISED + RAL 7000 F... ..52

KEY ■


- Trolleys are supplied fitted with wheels and frame to be assembled
- Possibility of using uprights – height 1772 mm (see page D20)
- Accessories and material stored on the trolleys must not overhang the base of the trolley
- All indicated loads are net and refer to evenly distributed weights



LENGTH = 1023 mm DEPTH = 613 mm

TROLLEYS SERIES SMART 101

TROLLEYS SMART 101



EMPTY TROLLEY

ORD. NO.	DIMENSIONS mm
F LB B101 01 52	1023x613x1430 h
2 swivel wheels with brake Ø 125 mm	
2 fixed standard rubber wheels Ø 125 mm	
Load capacity: 300 kg (150 kg per side)	
Standard colour:	
■ ■ 52	

EMPTY TROLLEY WITHOUT WHEELS

ORD. NO.	DIMENSIONS mm
F LB 0101 01 52	1023x613x1270 h

A= 985 mm
B= 1023 mm
C= 160 mm
D= 1240 mm (32 holes)
E= 30 mm



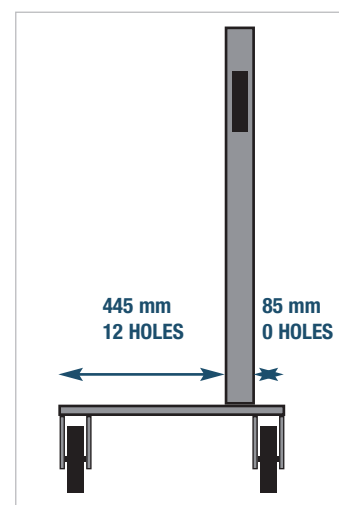
TROLLEY WITHOUT CONTAINERS

ORD. NO.	DIMENSIONS mm
F LB B101 02 52	1023x613x1430 h
Complete with:	
3 shelves for size 2	
2 shelves for size 3A2	
1 shelf depth 420 mm (A=985 mm)	
2 swivel wheels with brake Ø 125 mm	
2 fixed standard rubber wheels Ø 125 mm	
Load capacity: 300 kg (150 kg per side)	
Standard colour:	
■ ■ 52	

TROLLEY WITH CONTAINERS

ORD. NO.	DIMENSIONS mm
F LB B101 52 52	1023x613x1430 h
Complete with:	
1 trolley ORD. NO. F LB B101 02 52	
18 containers size 2	
8 containers size 3A2	
3 containers size 4A2	
3 containers size 4	

- Fixed shelves load capacity 25 kg each
- Tilting shelves load capacity 50 kg each



KEY



- Trolleys are supplied fitted with wheels and frame to be assembled
- Possibility of using uprights – height 1772 mm (see page D20)
- Accessories and material stored on the trolleys must not overhang the base of the trolley
- All indicated loads are net and refer to evenly distributed weights

■ Containers
see page
G28 - G30

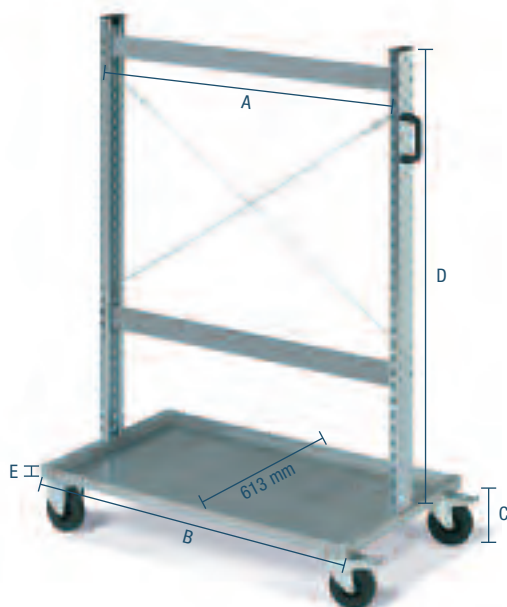
GALVANISED + RAL 7000 F... ..52



TROLLEYS SERIES SMART 102

LENGTH = 1023 mm DEPTH = 613 mm

TROLLEYS SMART 102



EMPTY TROLLEY

ORD. NO.	DIMENSIONS mm
F LB B102 01 52	1023x613x1430 h
2 swivel wheels with brake Ø 125 mm	
2 fixed standard rubber wheels Ø 125 mm	
Load capacity: 300 kg (150 kg per side)	
Standard colour:	
■ ■ 52	

EMPTY TROLLEY WITHOUT WHEELS

ORD. NO.	DIMENSIONS mm
F LB 0102 01 52	1023x613x1270 h

A= 985 mm
 B= 1023 mm
 C= 160 mm
 D= 1240 mm (32 holes)
 E= 30 mm

TROLLEYS SMART 102



Front

TROLLEY WITHOUT CONTAINERS

ORD. NO.	DIMENSIONS mm
F LB B102 02 52	1023x613x1430 h
Complete with:	
20 shelves for size 1	
2 swivel wheels with brake Ø 125 mm	
2 fixed standard rubber wheels Ø 125 mm	
Load capacity: 300 kg (150 kg per side)	
Standard colour:	
■ ■ 52	

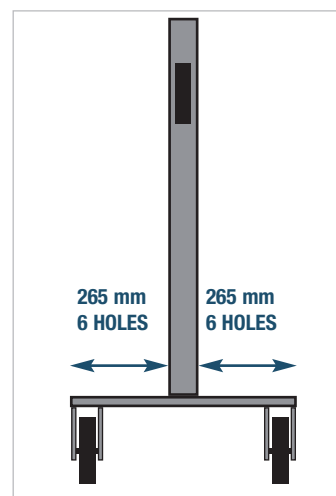


Rear

TROLLEY WITH CONTAINERS

ORD. NO.	DIMENSIONS mm
F LB B102 52 52	1023x613x1430 h
Complete with:	
1 trolley ORD. NO. F LB B102 02 52	
180 containers size 1	

■ Fixed shelves load capacity 25 kg each



■ GALVANISED + RAL 7000 F... ..52

KEY ■

■ Containers
 see page
G28 - G30

- Trolleys are supplied fitted with wheels and frame to be assembled
- Possibility of using uprights – height 1772 mm (see page D20)
- Accessories and material stored on the trolleys must not overhang the base of the trolley
- All indicated loads are net and refer to evenly distributed weights



LENGTH = 1023 mm DEPTH = 613 mm

TROLLEYS SERIES SMART 102

TROLLEYS SMART 102



Front

■ Fixed shelves load capacity 25 kg each

TROLLEY WITHOUT CONTAINERS

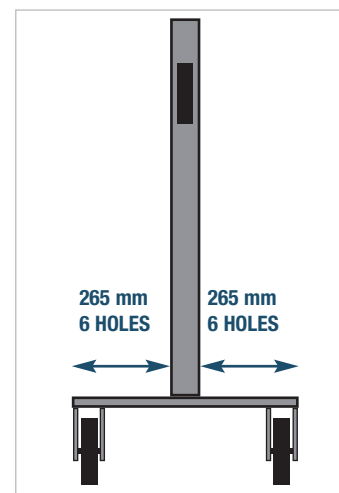
ORD. NO.	DIMENSIONS mm
F LB B102 03 52	1023x613x1430 h
Complete with:	
10 shelves for size 1	
8 shelves for size 2	
2 swivel wheels with brake Ø 125 mm	
2 fixed standard rubber wheels Ø 125 mm	
Load capacity: 300 kg (150 kg per side)	
Standard colour:	
■ ■ 52	



Rear

TROLLEY WITH CONTAINERS

ORD. NO.	DIMENSIONS mm
F LB B102 53 52	1023x613x1430 h
Complete with:	
1 trolley ORD. NO. F LB B102 03 52	
90 containers size 1	
24 containers size 2	



TROLLEYS SMART 102



Front

■ Fixed shelves load capacity 25 kg each

TROLLEY WITHOUT CONTAINERS

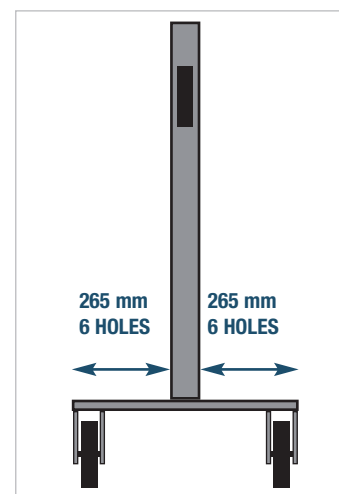
ORD. NO.	DIMENSIONS mm
F LB B102 04 52	1023x613x1430 h
Complete with:	
14 shelves for size 2	
2 swivel wheels with brake Ø	
2 fixed standard rubber wheels Ø 125 mm	
Load capacity: 300 kg (150 kg per side)	
Standard colour:	
■ ■ 52	



Rear

TROLLEY WITH CONTAINERS

ORD. NO.	DIMENSIONS mm
F LB B102 54 52	1023x613x1430 h
Complete with:	
1 trolley ORD. NO. F LB B102 04 52	
84 containers size 2	



■ KEY



- Trolleys are supplied fitted with wheels and frame to be assembled
- Possibility of using uprights – height 1772 mm (see page D20)
- Accessories and material stored on the trolleys must not overhang the base of the trolley
- All indicated loads are net and refer to evenly distributed weights

■ Containers
see page
G28 - G30

GALVANISED + RAL 7000 F... ..52



TROLLEYS SERIES SMART 102

LENGTH = 1023 mm DEPTH = 613 mm

TROLLEYS SMART 102



Front

TROLLEY WITHOUT CONTAINERS

ORD. NO.	DIMENSIONS mm
F LB B102 05 52	1023x613x1430 h
Complete with:	
4 shelves for size 2	
2 roller shutter cabinets without hooks or tools	
2 swivel wheels with brake Ø 125 mm	
2 fixed standard rubber wheels Ø 125 mm	
Load capacity: 300 kg (150 kg per side)	
Standard colour:	
■ ■ 52	

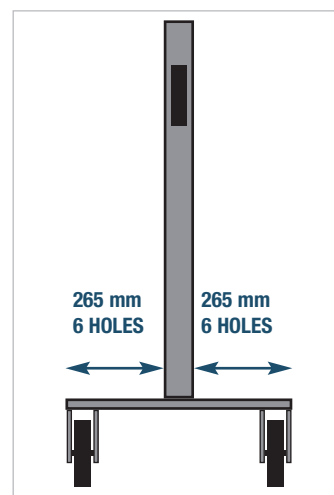


Rear

- Fixed shelves load capacity 25 kg each
- Roller shutter cabinet load capacity 50 kg each

TROLLEY WITH CONTAINERS

ORD. NO.	DIMENSIONS mm
F LB B102 55 52	1023x613x1430 h
Complete with:	
1 trolley ORD. NO. F LB B102 05 52	
24 containers size 2	
2 sets of 54 hooks (each)	
ORD. NO. F BL 9510 00 99	



TROLLEYS SMART 102



Front

TROLLEY WITHOUT CONTAINERS

ORD. NO.	DIMENSIONS mm
F LB B102 06 52	1023x613x1430 h
Complete with:	
5 shelves for size 1	
4 shelves for size 2	
6 shelves for size 3A2	
2 swivel wheels with brake Ø 125 mm	
2 fixed standard rubber wheels Ø 125 mm	
Load capacity: 300 kg (150 kg per side)	
Standard colour:	
■ ■ 52	

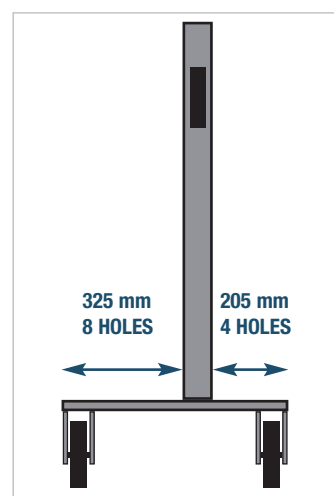


Rear

- Fixed shelves load capacity 25 kg each

TROLLEY WITH CONTAINERS

ORD. NO.	DIMENSIONS mm
F LB B102 56 52	1023x613x1430 h
Complete with:	
1 trolley ORD. NO. F LB B102 06 52	
45 containers size 1	
24 containers size 2	
28 containers size 3A2	



GALVANISED + RAL 7000 F.52

KEY ■

- Containers see page G28 - G30

- Trolleys are supplied fitted with wheels and frame to be assembled
- Possibility of using uprights – height 1772 mm (see page D20)
- Accessories and material stored on the trolleys must not overhang the base of the trolley
- All indicated loads are net and refer to evenly distributed weights



LENGTH = 1023 mm DEPTH = 613 mm

TROLLEYS SERIES SMART 102

TROLLEYS SMART 102



Front

- Fixed shelves load capacity 25 kg each
- Roller shutter cabinet load capacity 50 kg each

TROLLEY WITHOUT CONTAINERS

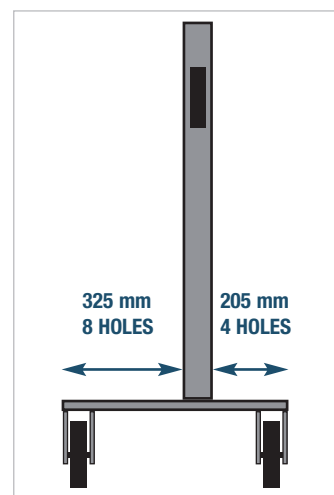
ORD. NO.	DIMENSIONS mm
F LB B102 07 52	1023x613x1430 h
Complete with:	
3 shelves for size 1	
4 shelves for size 2	
3 shelves for size 3A2	
1 roller shutter cabinet without hooks or tools	
2 swivel wheels with brake Ø 125 mm	
2 fixed standard rubber wheels Ø 125 mm	
Load capacity: 300 kg (150 kg per side)	
Standard colour:	
■ ■ 52	



Rear

TROLLEY WITH CONTAINERS

ORD. NO.	DIMENSIONS mm
F LB B102 57 52	1023x613x1430 h
Complete with:	
1 trolley ORD. NO. F LB B102 07 52	
27 containers size 1	
24 containers size 2	
12 containers size 3A2	
1 set of 54 hooks ORD. NO. F BL 9510 00 99	



TROLLEYS SMART 102



Front

- Fixed shelves load capacity 25 kg each
- Tilting shelves load capacity 50 kg each

TROLLEY WITHOUT CONTAINERS

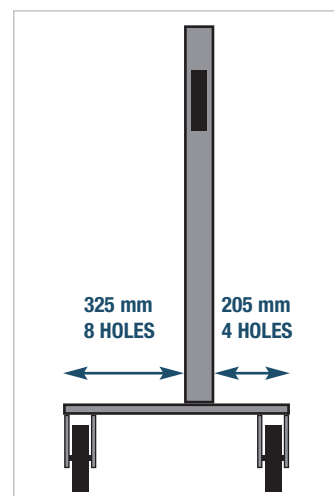
ORD. NO.	DIMENSIONS mm
F LB B102 08 52	1023x613x1430 h
Complete with:	
5 shelves for size 1	
4 shelves for size 2	
5 shelves depth 320 mm (A=985 mm)	
2 swivel wheels with brake Ø 125 mm	
2 fixed standard rubber wheels Ø 125 mm	
Load capacity: 300 kg (150 kg per side)	
Standard colour:	
■ ■ 52	



Rear

TROLLEY WITH CONTAINERS

ORD. NO.	DIMENSIONS mm
F LB B102 58 52	1023x613x1430 h
Complete with:	
1 trolley ORD. NO. F LB B102 08 52	
45 containers size 1	
24 containers size 2	
6 containers ORD. NO. F PA 4051 A0 01	
4 containers ORD. NO. F PA 4451 A0 01	



■ KEY



- Trolleys are supplied fitted with wheels and frame to be assembled
- Possibility of using uprights – height 1772 mm (see page D20)
- Accessories and material stored on the trolleys must not overhang the base of the trolley
- All indicated loads are net and refer to evenly distributed weights

■ Containers
see page G2

■ Containers
see page
G28 - G30

GALVANISED + RAL 7000 F... ..52



TROLLEYS SERIES SMART 102

LENGTH = 1023 mm DEPTH = 613 mm

TROLLEYS SMART 102



Front

TROLLEY WITHOUT CONTAINERS

ORD. NO.	DIMENSIONS mm
F LB B102 09 52	1023x613x1430 h
Complete with:	
6 shelves depth 220 mm (A=985 mm)	
4 perforated panels (A=985 mm) without hooks or tools	
2 swivel wheels with brake Ø 125 mm	
2 fixed standard rubber wheels Ø 125 mm	
Load capacity: 300 kg (150 kg per side)	
Standard colour:	
■ ■ 52	

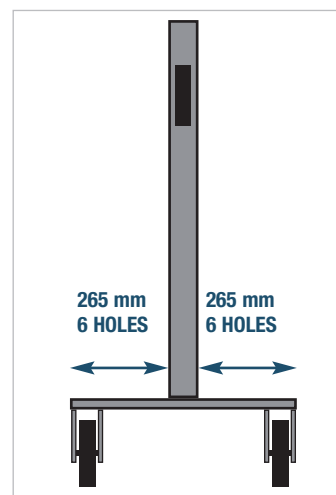


Rear

- Tilting shelves load capacity 50 kg each
- Perforated panel load capacity 25 kg each

TROLLEY WITH CONTAINERS

ORD. NO.	DIMENSIONS mm
F LB B102 59 52	1023x613x1430 h
Complete with:	
1 trolley ORD. NO. F LB B102 09 52	
12 containers ORD. NO. F PA 2451 A0 01	
12 containers ORD. NO. F PA 2851 A0 01	
2 sets of 54 hooks (each)	
ORD. NO. F BL 9510 00 99	



TROLLEYS SMART 102



Front

TROLLEY WITHOUT CONTAINERS

ORD. NO.	DIMENSIONS mm
F LB B102 10 52	1023x613x1430 h
Complete with:	
8 shelves depth 220 mm (A=985 mm)	
2 perforated panels (A=985 mm) without hooks or tools	
2 swivel wheels with brake Ø 125 mm	
2 fixed standard rubber wheels Ø 125 mm	
Load capacity: 300 kg (150 kg per side)	
Standard colour:	
■ ■ 52	

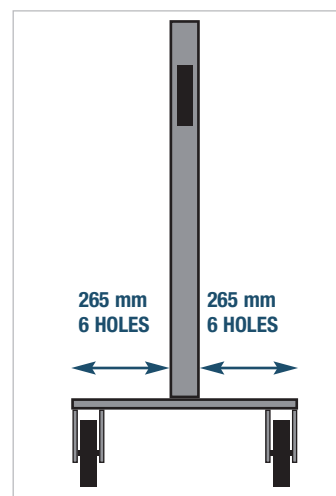


Rear

- Tilting shelves load capacity 50 kg each
- Perforated panel load capacity 25 kg each

TROLLEY WITH CONTAINERS

ORD. NO.	DIMENSIONS mm
F LB B102 60 52	1023x613x1430 h
Complete with:	
1 trolley ORD. NO. F LB B102 10 52	
18 containers ORD. NO. F PA 2451 A0 01	
6 containers ORD. NO. F PA 2851 A0 01	
1 set of 54 hooks ORD. NO. F BL 9510 00 99	



GALVANISED + RAL 7000 F.52

KEY ■

- Containers see page 62

- Trolleys are supplied fitted with wheels and frame to be assembled
- Possibility of using uprights – height 1772 mm (see page D20)
- Accessories and material stored on the trolleys must not overhang the base of the trolley
- All indicated loads are net and refer to evenly distributed weights



LENGTH = 1023 mm DEPTH = 613 mm

TROLLEYS SERIES SMART 102

TROLLEYS SMART 102



- Fixed shelves load capacity 25 kg each
- Tilting shelves load capacity 50 kg each
- Drawer load capacity 70 kg each

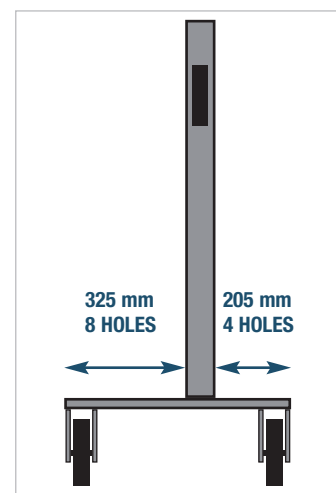
TROLLEY WITHOUT CONTAINERS

ORD. NO.	DIMENSIONS mm
F LB B102 11 52	1023x613x1430 h
Complete with:	
4 shelves for size 1	
3 shelves for size 2	
4 shelves depth 320 mm (A=985 mm)	
2 cabinets with drawers FLEXA 19x27 Eh	
2 swivel wheels with brake Ø 125 mm	
2 fixed standard rubber wheels Ø 125 mm	
Load capacity: 300 kg (150 kg per side)	
Standard colour:	
■ ■ 52	



TROLLEY WITH CONTAINERS

ORD. NO.	DIMENSIONS mm
F LB B102 61 52	1023x613x1430 h
Complete with:	
1 trolley ORD. NO. F LB B102 11 52	
36 containers size 1	
18 containers size 2	
6 containers ORD. NO. F PA 4051 A0 01	
2 containers ORD. NO. F PA 4451 A0 01	



TROLLEYS SMART 102



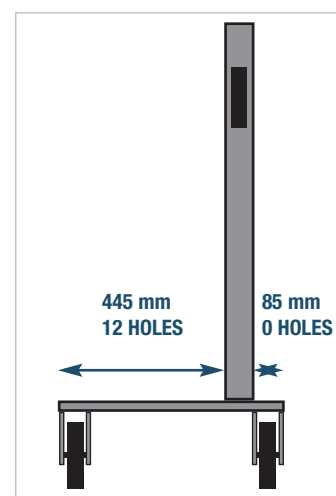
- Tilting shelves load capacity 50 kg each

TROLLEY WITHOUT CONTAINERS

ORD. NO.	DIMENSIONS mm
F LB B102 12 52	1023x613x1430 h
Complete with:	
3 shelves depth 420 mm (A=985 mm)	
2 swivel wheels with brake Ø 125 mm	
2 fixed standard rubber wheels Ø 125 mm	
Load capacity: 300 kg (150 kg per side)	
Standard colour:	
■ ■ 52	

TROLLEY WITH CONTAINERS

ORD. NO.	DIMENSIONS mm
F LB B102 62 52	1023x613x1430 h
Complete with:	
1 trolley ORD. NO. F LB B102 12 52	
9 containers ORD. NO. F PA 4451 A0 01	
2 containers ORD. NO. F PA 6451 A0 01	



KEY



- Trolleys are supplied fitted with wheels and frame to be assembled
- Possibility of using uprights – height 1772 mm (see page D20)
- Accessories and material stored on the trolleys must not overhang the base of the trolley
- All indicated loads are net and refer to evenly distributed weights

■ Containers
see page **G2**

■ Containers
see page
G28 - G30

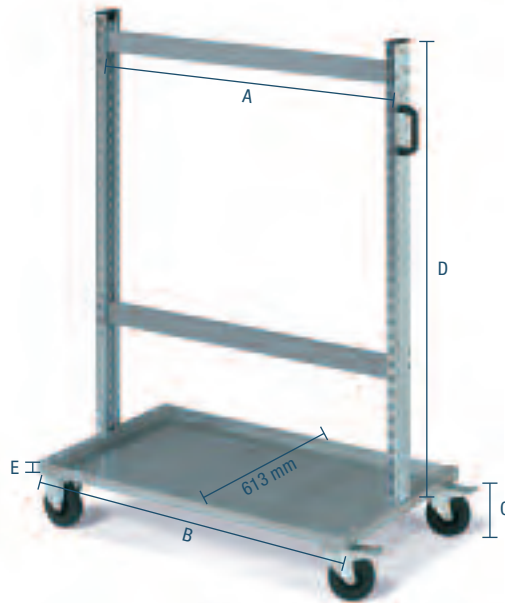
GALVANISED + RAL 7000 F... ..52



TROLLEYS SERIES SMART 103

LENGTH = 1023 mm DEPTH = 613 mm

TROLLEYS SMART 103



EMPTY TROLLEY

ORD. NO.	DIMENSIONS mm
F LB B103 01 52	1023x613x1430 h
2 swivel wheels with brake Ø 125 mm	
2 fixed standard rubber wheels Ø 125 mm	
Load capacity: 300 kg (150 kg per side)	
Standard colour:	
■ ■ 52	

EMPTY TROLLEY WITHOUT WHEELS

ORD. NO.	DIMENSIONS mm
F LB 0103 01 52	1023x613x1270 h

A= 985 mm
 B= 1023 mm
 C= 160 mm
 D= 1240 mm (32 holes)
 E= 30 mm

TROLLEYS SMART 103



Front

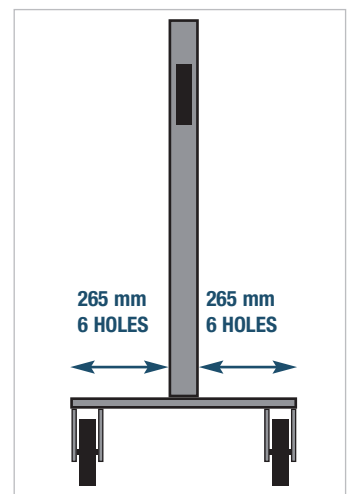
TROLLEY WITHOUT CONTAINERS

ORD. NO.	DIMENSIONS mm
F LB B103 02 52	1023x613x1430 h
Complete with:	
3 shelves depth 600 mm (A=985 mm)	
2 swivel wheels with brake Ø 125 mm	
2 fixed standard rubber wheels Ø 125 mm	
Load capacity: 300 kg (150 kg per side)	
Standard colour:	
■ ■ 52	

TROLLEY WITH CONTAINERS

ORD. NO.	DIMENSIONS mm
F LB B103 52 52	1023x613x1430 h
Complete with:	
1 trolley ORD. NO. F LB B103 02 52	
4 containers ORD. NO. F PA 6451 A0 01	
2 containers ORD. NO. F PA 6851 A0 01	
1 container ORD. NO. F PA 8951 A0 01	

■ Tilting shelves load capacity 50 kg each



■ GALVANISED + RAL 7000 F.52

KEY ■

■ Containers
 see page G2

- Trolleys are supplied fitted with wheels and frame to be assembled
- Possibility of using uprights – height 1772 mm (see page D20)
- Accessories and material stored on the trolleys must not overhang the base of the trolley
- All indicated loads are net and refer to evenly distributed weights



LENGTH = 1023 mm DEPTH = 613 mm

TROLLEYS SERIES SMART 103

TROLLEYS SMART 103



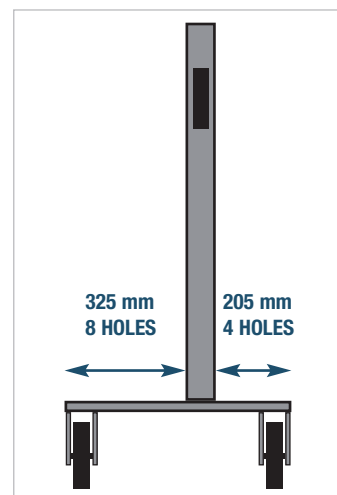
■ Tilting shelves load capacity 50 kg each

TROLLEY WITHOUT CONTAINERS

ORD. NO.	DIMENSIONS mm
F LB B103 03 52	1023x613x1430 h
Complete with:	
3 shelves depth 420 mm (A=985 mm)	
2 swivel wheels with brake Ø 125 mm	
2 fixed standard rubber wheels Ø 125 mm	
Load capacity: 300 kg (150 kg per side)	
Standard colour:	
■ ■ 52	

TROLLEY WITH CONTAINERS

ORD. NO.	DIMENSIONS mm
F LB B103 53 52	1023x613x1430 h
Complete with:	
1 trolley ORD. NO. F LB B103 03 52	
5 containers ORD. NO. F PA 4451 A0 01	
2 containers ORD. NO. F PA 6451 A0 01	
2 containers ORD. NO. F PA 6851 A0 01	



2 STIFFENING BAR

ORD. NO.	LENGTH mm
F BL 4505 00 01	1011 (A=985)
Standard colour: ■ 01	

The bar (ref. 2) can be mounted under the shelf (depth 420 / 600 mm) to increase the load capacity of the shelf from 50 to 100 kg.

■ The B103 series trolleys are supplied with 2 stiffening bars



Example of use of the LB Unimod series trolleys

■ KEY



- Trolleys are supplied fitted with wheels and frame to be assembled
- Possibility of using uprights – height 1772 mm (see page D20)
- Accessories and material stored on the trolleys must not overhang the base of the trolley
- All indicated loads are net and refer to evenly distributed weights

■ Containers see page G2

RAL 7000 F... ..01

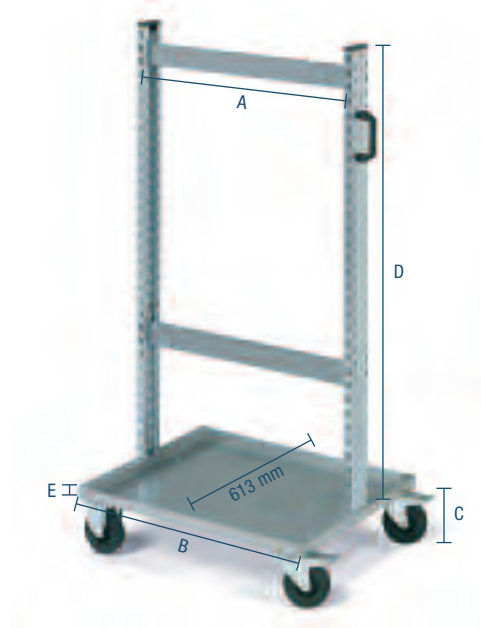
GALVANISED + RAL 7000 F... ..52



TROLLEYS SERIES SMART 073

LENGTH = 725 mm DEPTH = 613 mm

TROLLEYS SMART 073



EMPTY TROLLEY

ORD. NO.	DIMENSIONS mm
F LB B073 01 52	725x613x1430 h
2 swivel wheels with brake	
2 fixed standard rubber wheels Ø 125 mm	
Load capacity: 300 kg (150 kg per side)	
Standard colour:	
■ ■ 52	

EMPTY TROLLEY WITHOUT WHEELS

ORD. NO.	DIMENSIONS mm
F LB 0073 01 52	725x613x1270 h

A= 687 mm
 B= 724 mm
 C= 160 mm
 D= 1240 mm (32 holes)
 E= 30 mm

TROLLEYS SMART 073

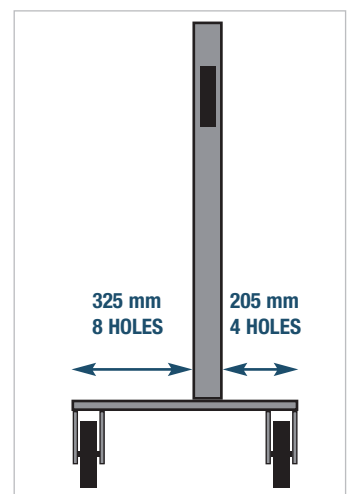


TROLLEY WITHOUT CONTAINERS

ORD. NO.	DIMENSIONS mm
F LB B073 02 52	725x613x1430 h
Complete with:	
2 shelves depth 420 mm (A=687 mm)	
2 pairs of partial profiles for practibox	
2 swivel wheels with brake Ø 125 mm	
2 fixed standard rubber wheels Ø 125 mm	
Load capacity: 300 kg (150 kg per side)	
Standard colour:	
■ ■ 52	

TROLLEY WITH CONTAINERS

ORD. NO.	DIMENSIONS mm
F LB B073 52 52	725x613x1430 h
Complete with:	
1 trolley ORD. NO. F LB B073 02 52	
2 drawer cabinets with 6 practibox drawers	
2 drawer cabinets with 5 practibox drawers	
2 containers ORD. NO. F PA 4451 A0 01	
1 container ORD. NO. F PA 6451 A0 01	
1 container ORD. NO. F PA 6851 A0 01	



- Tilting shelves load capacity 50 kg each
- Partial frame load capacity 50 kg each

■ GALVANISED + RAL 7000 F.52

KEY ■

- Trolleys are supplied fitted with wheels and frame to be assembled
- Possibility of using uprights – height 1772 mm (see page D20)
- Accessories and material stored on the trolleys must not overhang the base of the trolley
- All indicated loads are net and refer to evenly distributed weights



■ Containers see page G2

■ Practibox see page D17



LENGTH = 725 mm DEPTH = 613 mm

TROLLEYS SERIES SMART 073

TROLLEYS SMART 073



Front

- Tilting shelves load capacity 50 kg each
- Partial frame load capacity 50 kg each



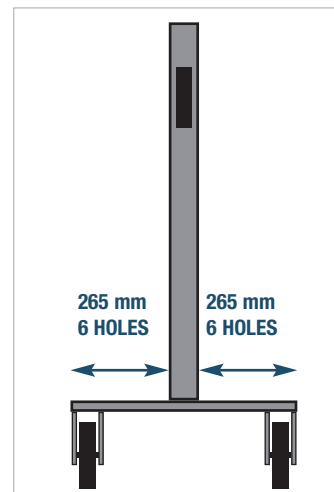
Rear

TROLLEY WITHOUT CONTAINERS

ORD. NO.	DIMENSIONS mm
F LB B073 03 52	725x613x1430 h
Complete with:	
6 shelves depth 220 mm (A=687 mm)	
4 pairs of partial profiles for practibox	
2 swivel wheels with brake Ø 125 mm	
2 fixed standard rubber wheels Ø 125 mm	
Load capacity: 300 kg (150 kg per side)	
Standard colour:	
■ ■ 52	

TROLLEY WITH CONTAINERS

ORD. NO.	DIMENSIONS mm
F LB B073 53 52	725x613x1430 h
Complete with:	
1 trolley ORD. NO. F LB B073 03 52	
4 drawer cabinets with 6 practibox drawers	
4 drawer cabinets with 5 practibox drawers	
12 containers ORD. NO. F PA 2451 A0 01	



TROLLEYS SMART 073



Front

Load capacity:
Fixed
shelves 25 kg

- Fixed shelves load capacity 25 kg each



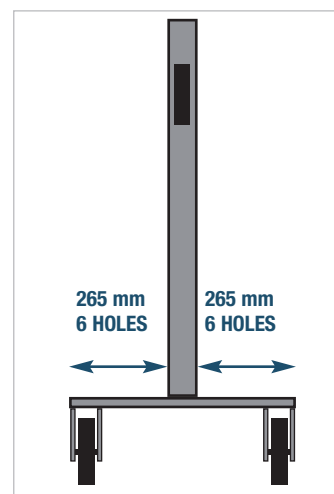
Rear

TROLLEY WITHOUT CONTAINERS

ORD. NO.	DIMENSIONS mm
F LB B073 04 52	725x613x1430 h
Complete with:	
2 pairs of partial profiles for practibox	
2 swivel wheels with brake Ø 125 mm	
2 fixed standard rubber wheels Ø 125 mm	
Load capacity: 300 kg (150 kg per side)	
Standard colour:	
■ ■ 52	

TROLLEY WITH CONTAINERS

ORD. NO.	DIMENSIONS mm
F LB B073 54 52	725x613x1430 h
Complete with:	
1 trolley ORD. NO. F LB B073 04 52	
4 drawer cabinets with 9 practibox drawers	
6 drawer cabinets with 6 practibox drawers	
4 drawer cabinets with 5 practibox drawers	
2 drawer cabinets with 4 practibox drawers	
2 drawer cabinets with 3 practibox drawers	



■ KEY



- Trolleys are supplied fitted with wheels and frame to be assembled
- Possibility of using uprights – height 1772 mm (see page D20)
- Accessories and material stored on the trolleys must not overhang the base of the trolley
- All indicated loads are net and refer to evenly distributed weights

■ Containers see page G2

■ Practibox see page D17

GALVANISED + RAL 7000 F... ..52



TROLLEYS SERIES SMART 073

LENGTH = 725 mm DEPTH = 613 mm

TROLLEYS SMART 073

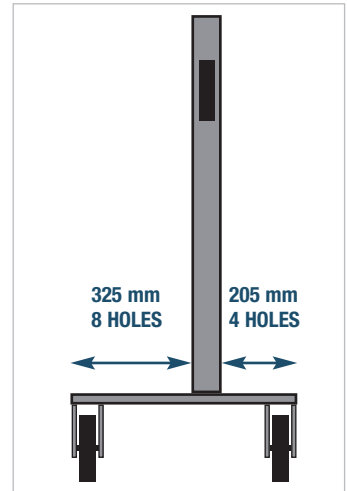


TROLLEY WITHOUT CONTAINERS

ORD. NO.	DIMENSIONS mm
F LB B073 05 52	725x613x1430 h
Complete with:	
3 shelves depth 420 mm (A=687 mm)	
2 swivel wheels with brake Ø 125 mm	
2 fixed standard rubber wheels Ø 125 mm	
Load capacity: 300 kg (150 kg per side)	
Standard colour:	
■ ■ 52	

TROLLEY WITH CONTAINERS

ORD. NO.	DIMENSIONS mm
F LB B073 55 52	725x613x1430 h
Complete with:	
1 trolley ORD. NO. F LB B073 05 52	
4 containers ORD. NO. F PA 4451 A0 01	
1 container ORD. NO. F PA 6451 A0 01	
1 container ORD. NO. F PA 6851 A0 01	



■ Tilting shelves load capacity 50 kg each



2A STIFFENING BAR

ORD. NO.	LENGTH mm
F BL 4500 00 01	713 (A=687)
Standard colour: ■ 01	


The bar (ref. 2) can be mounted under the shelf (depth 420 / 600 mm) to increase the load capacity of the shelf from 50 to 100 kg.

■ The B073 series trolleys are supplied with 2 stiffening bars



Example of use of the LB Unimod series trolleys

■ GALVANISED + RAL 7000 F.52 ■ RAL 7000 F.01



■ Containers see page G2

KEY ■

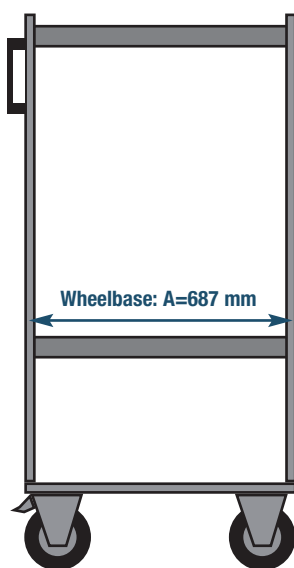
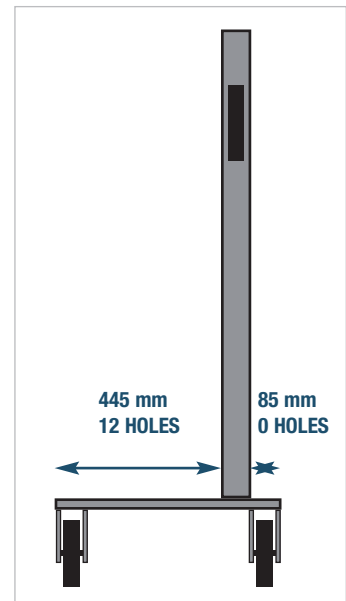
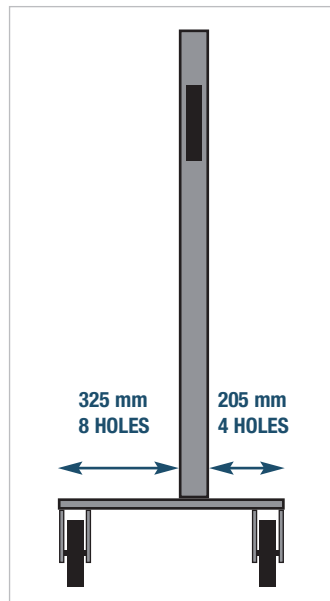
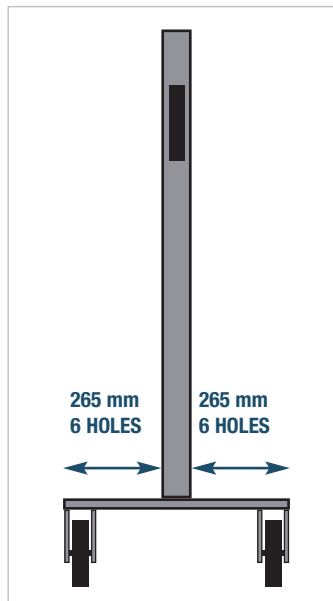
- Trolleys are supplied fitted with wheels and frame to be assembled
- Possibility of using uprights – height 1772 mm (see page D20)
- Accessories and material stored on the trolleys must not overhang the base of the trolley
- All indicated loads are net and refer to evenly distributed weights



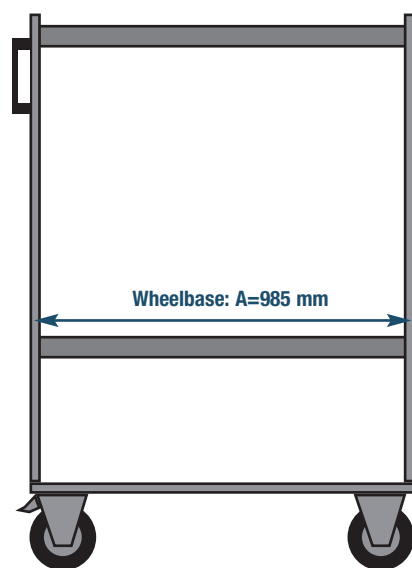
LENGTH = 725 / 1023 mm DEPTH = 613 mm

TROLLEYS SERIES SMART

TROLLEYS SMART



TROLLEYS SMART 073



TROLLEYS SMART 101

TROLLEYS SMART 102

TROLLEYS SMART 103


KEY



- Trolleys are supplied fitted with wheels and frame to be assembled
- Possibility of using uprights – height 1772 mm (see page D20)
- Accessories and material stored on the trolleys must not overhang the base of the trolley
- All indicated loads are net and refer to evenly distributed weights




GALVANISED + RAL 7000 F.:52



TROLLEYS SERIES SMART

LENGTH = 725 / 1023 mm DEPTH = 613 mm

TROLLEYS SMART



FOR TROLLEY SERIES: SMART 073

PAIR OF PROFILES FOR PRACTIBOX

ORD. NO.

HEIGHT mm

F BL 4430 00 01

1200 (A=687)

Pair of profiles for Practibox for one side of the trolley

Standard colour: ■ 01



FOR TROLLEY SERIES: SMART 073

PAIR OF PARTIAL PROFILES FOR PRACTIBOX

ORD. NO.

HEIGHT mm

F BL 4425 00 52

280 (A=687)

Pair of profiles for Practibox complete with bottom support for one side of the trolley

Standard colour:

■ 52



GALVANISED + RAL 7000 F.52 RAL 7000 F.01

KEY ■

- Trolleys are supplied fitted with wheels and frame to be assembled
- Possibility of using uprights – height 1772 mm (see page D20)
- Accessories and material stored on the trolleys must not overhang the base of the trolley
- All indicated loads are net and refer to evenly distributed weights



LENGTH = 725 / 1023 mm DEPTH = 613 mm

TROLLEYS SERIES SMART

TROLLEYS SMART



PRACTIBOX DRAWER CABINET

ORD. NO. DIMENSIONS mm

F PG 1071 01 01 600x69x77 h
Cabinet with 9 drawers



PRACTIBOX DRAWER CABINET

ORD. NO. DIMENSIONS mm


F PG 1571 01 01 600x98x112 h
Cabinet with 6 drawers



PRACTIBOX DRAWER CABINET

ORD. NO. DIMENSIONS mm

F PG 2071 01 01 600x141x164 h
Cabinet with 5 drawers



PRACTIBOX DRAWER CABINET

ORD. NO. DIMENSIONS mm

F PG 2571 01 01 600x174x206 h
Cabinet with 4 drawers



PRACTIBOX DRAWER CABINET

ORD. NO. DIMENSIONS mm

F PG 3071 01 01 600x209x240 h
Cabinet with 3 drawers



FOR TROLLEY SERIES: SMART 101-102-103

ROLLER SHUTTER CABINET

ORD. NO. DEPTH mm

F BL 7011 02 01 190

To fix to dual slot uprights


Overall dim.: 952x210x810 h mm

Usable dim.: 905x150x581 h mm

Load capacity 50 kg

Colours available:

01 02 51 56




KEY




- Trolleys are supplied fitted with wheels and frame to be assembled
- Possibility of using uprights – height 1772 mm (see page D20)
- Accessories and material stored on the trolleys must not overhang the base of the trolley
- All indicated loads are net and refer to evenly distributed weights

Hooks see page C66



RAL 7000 F.01 RAL 6011 F.02 RAL 5012 + RAL 7000 F.51

RAL 7035 + RAL 7000 F.56



TROLLEYS SERIES SMART

LENGTH = 725 / 1023 mm DEPTH = 613 mm

TROLLEYS SMART



FOR TROLLEY SERIES: SMART 101-102-103

PERFORATED PANEL

ORD. NO.

LENGTH mm

F BL 7620 00 01

973 (A=985)

Perforated panel that can be hooked onto the dual slot uprights

Colours available:

 01
 02
 04
 08


FOR TROLLEY SERIES: SMART 101-102-103

TILTING SHELVES LENGTH 955 mm

ORD. NO.

DEPTH mm

F BL 7750 00 99

220 (A=985)

F BL 7755 00 99

320 (A=985)

F BL 7760 00 99

420 (A=985)

F BL 7762 00 99

600 (A=985)

Load capacity 50 kg

Colours available:

 01
 02
 04
 08
 99 GALVANISED


FOR TROLLEY SERIES: SMART 073

TILTING SHELF LENGTH 657 mm

ORD. NO.

DEPTH mm

F BL 7820 00 99

220 (A=687)

F BL 7830 00 99

420 (A=687)

Load capacity 50 kg


Standard colour:

 99 GALVANISED

 RAL 7000 F.01
 RAL 6011 F.02
 RAL 5012 F.04
 RAL 7035 F.08

KEY ■

- Trolleys are supplied fitted with wheels and frame to be assembled
- Possibility of using uprights – height 1772 mm (see page D20)
- Accessories and material stored on the trolleys must not overhang the base of the trolley
- All indicated loads are net and refer to evenly distributed weights



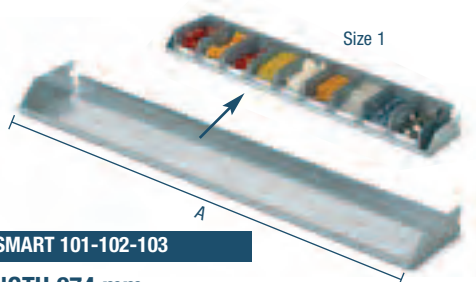
■ Hooks see
page C66



LENGTH = 725 / 1023 mm DEPTH = 613 mm

TROLLEYS SERIES SMART

TROLLEYS SMART



FOR TROLLEY SERIES: SMART 101-102-103

FIXED SHELF LENGTH 974 mm

ORD. NO.

DEPTH mm

F BL 7846 00 99


150 (A=985)

Dimensions: 974x170x61 mm h

Load capacity 25 kg. Capacity: 9 containers size 1

Standard colour:

■ 99 GALVANISED



FOR TROLLEY SERIES: SMART 101-102-103

FIXED SHELF LENGTH 974 mm

ORD. NO.

DEPTH mm

F BL 7847 00 99

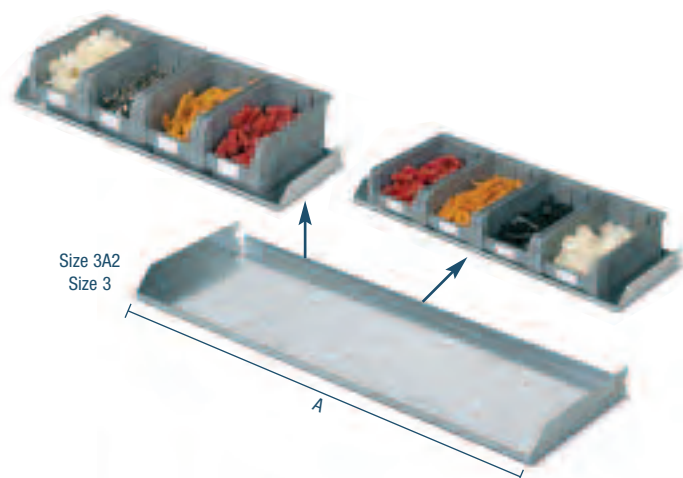
205 (A=985)

Dimensions: 974x230x61 mm h

Load capacity 25 kg. Capacity: 6 containers size 2

Standard colour:

■ 99 GALVANISED



FOR TROLLEY SERIES: SMART 101-102-103

FIXED SHELF LENGTH 974 mm

ORD. NO.

DEPTH mm

F BL 7848 00 99

295 (A=985)

Dimensions: 974x315x61 mm h

Load capacity 25 kg. Capacity: 4 containers size 3A2 / size 3

Standard colour:

■ 99 GALVANISED



■ KEY



- Trolleys are supplied fitted with wheels and frame to be assembled
- Possibility of using uprights – height 1772 mm (see page D20)
- Accessories and material stored on the trolleys must not overhang the base of the trolley
- All indicated loads are net and refer to evenly distributed weights

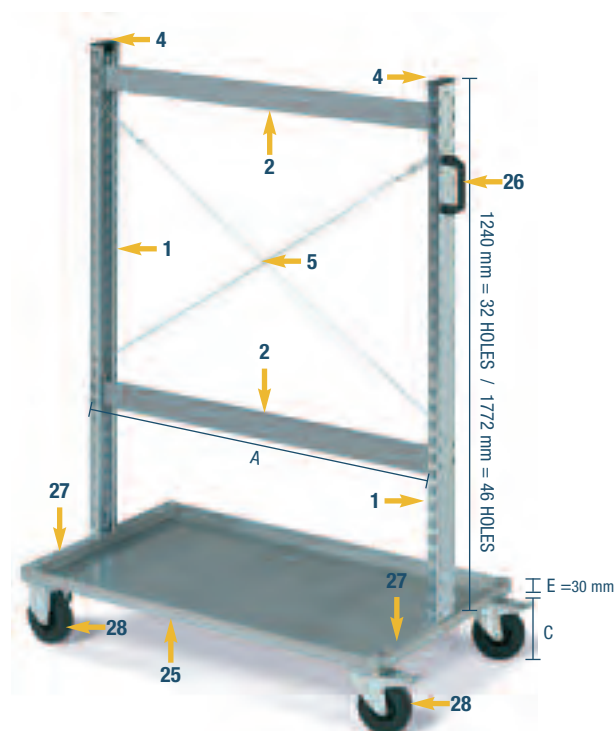
■ GALVANISED
F.99



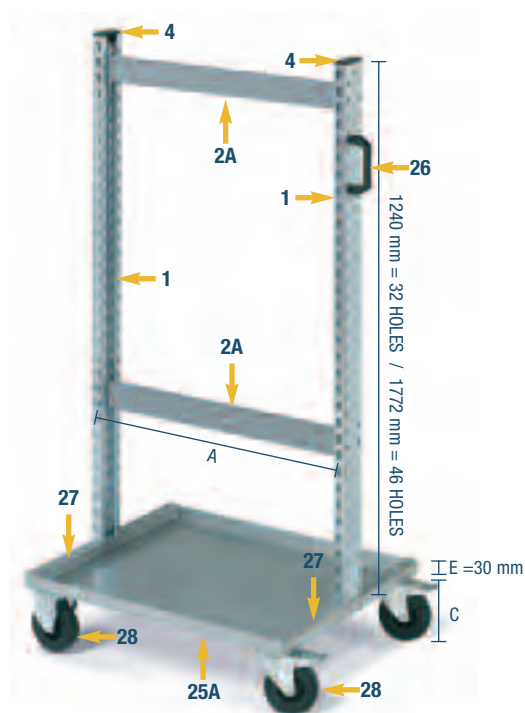
TROLLEYS SERIES SMART

LENGTH = 725 / 1023 mm DEPTH = 613 mm

TROLLEYS SMART



TROLLEYS SERIES: SMART 101-102-103



TROLLEYS SERIES: SMART 073

1 DUAL SLOT UPRIGHT

ORD. NO.	HEIGHT mm
F BL 7540 01 99	1240
F BL 7547 01 99	1772

Colours available:

■ 01 ■ 02 ■ 04 ■ 08 ■ 99 GALVANISED

4 PAIR OF CAPS

ORD. NO.	
F BL 4420 00 07	
Standard colour:	■ 07

25A BASE

ORD. NO.	DIMENSIONS mm
F BL 4400 00 99	725x613x32 h (A=687)
Standard colour:	■ 99 GALVANISED

2 STIFFENING BAR

ORD. NO.	LENGTH mm
F BL 4505 00 01	1011 (A=985)
Standard colour:	■ 01

5 CROSS BRACING

ORD. NO.	MODULE mm
F BL 4705 00 99	A=985 / H=1240
F BL 4720 00 99	A=985 / H=1772
Standard colour:	■ 99 GALVANISED

26 HANDLE

ORD. NO.	
F BL 4415 00 07	
Standard colour:	■ 07

2A STIFFENING BAR

ORD. NO.	LENGTH mm
F BL 4500 00 01	713 (A=687)
Standard colour:	■ 01

25 BASE


ORD. NO.	DIMENSIONS mm
F BL 4405 00 99	1023x613x32 h (A=985)
Standard colour:	■ 99 GALVANISED

27 BASE BAR


ORD. NO.	DIMENSIONS mm
F BL 4410 00 01	604x30x30 h
Standard colour:	■ 01

■ RAL 7000 F. 01 ■ RAL 6011 F. 02 ■ RAL 5012 F. 04 ■ RAL 7035 F. 08 ■ RAL 9011 F. 07

KEY ■



■ Hooks see page C66



- Trolleys are supplied fitted with wheels and frame to be assembled
- Possibility of using uprights – height 1772 mm (see page D20)
- Accessories and material stored on the trolleys must not overhang the base of the trolley
- All indicated loads are net and refer to evenly distributed weights



28 STANDARD RUBBER

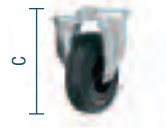
SWIVEL WHEEL WITH BRAKE

ORD. NO.	Ø mm	C mm
C RG DAC12 125	125	160
C RG DAC13 150	150	185



FIXED WHEEL

ORD. NO.	Ø mm	C mm
C RG BAC12 125	125	160
C RG BAC13 150	150	185



28 NYLON

SWIVEL WHEEL WITH BRAKE

ORD. NO.	Ø mm	C mm
C RN DAD10 100	100	130
C RN DAD11 125	125	160



FIXED WHEEL

ORD. NO.	Ø mm	C mm
C RN BAD10 100	100	130
C RN BAD11 125	125	160



28 SYNTHETIC NO-SMEAR RUBBER

SWIVEL WHEEL WITH BRAKE

ORD. NO.	Ø mm	C mm
C RG DPH22 125	125	160



FIXED WHEEL

ORD. NO.	Ø mm	C mm
C RG BPH22 125	125	160



28 ELASTIC RUBBER

SWIVEL WHEEL WITH BRAKE

ORD. NO.	Ø mm	C mm
C RG DCE15 125	125	160



FIXED WHEEL

ORD. NO.	Ø mm	C mm
C RG BCE15 125	125	160



28 POLYURETHANE

SWIVEL WHEEL WITH BRAKE

ORD. NO.	Ø mm	C mm
C RN DDD31 125	125	160



FIXED WHEEL




ORD. NO.	Ø mm	C mm
C RN BDD31 125	125	160



KEY



- Trolleys are supplied fitted with wheels and frame to be assembled
- Maximum height of dual slot uprights that can be used 1772 mm
- Accessories and material stored on the trolleys must not overhang the base of the trolley



ORD. NO. F LC C173 S1 52
GALVANISED

FLOOR FIXING SET

■ 99 GALVANISED



■ 2 dowels suitable for uncracked concrete class B25/RBK250/MPa 25 N/mm²
Dowel diameter: Ø 6x85 mm

ORD. NO. F BL 8999 00 99

WALL FIXING SET

■ 99 GALVANISED



Wall fixing bracket for dual slot uprights
Articulated, complete with bolts and screws
Dowels not included

ORD. NO. F BL 8998 00 99

SHELVING SYSTEM

ORD. NO.

DIMENSIONS mm

F LC C173 S1 52

2052x542x1817 h

Complete with:

1 single sided base frame ORD. NO. F LC C173 00 52
1 addit. single sided frame ORD. NO. F LC D173 00 52
8 shelves for size 1, 6 shelves for size 2

2 shelves for size 3A2

4 shelves depth 420 mm (A=985 mm)

Tools and containers excluded

Standard colour:

■ GALVANISED + RAL 7000 F..52

■ GALVANISED + RAL 7000 F..52

KEY ■

- Shelves are supplied not assembled
- Shelves must be fixed to the wall or floor
- All indicated loads are net and refer to evenly distributed weights



LENGTH = 1067 mm DEPTH = 542 / 925 mm

SHELVING SYSTEMS SERIES SLICK

SHELVING SYSTEM SLICK



Front

■ Tilting shelves load capacity 50 kg each

SHELF WITHOUT CONTAINERS

ORD. NO. DIMENSIONS mm

F LC C173 01 52 1067x542x1817 h

Complete with:

5 shelves depth 420 mm (A=985 mm)

Load capacity: 150 kg

Standard colour:

■ 52

SHELF WITH CONTAINERS

ORD. NO. DIMENSIONS mm

F LC C173 51 52 1067x542x1817 h

Complete with:

1 shelf ORD. NO. F LC C173 01 52

9 containers ORD. NO. F PA 4451 A0 01

3 containers ORD. NO. F PA 6451 A0 01



Front

■ Tilting shelves load capacity 50 kg each

SHELF WITHOUT CONTAINERS

ORD. NO. DIMENSIONS mm

F LC A173 01 52 1067x925x1817 h

Complete with:

10 shelves depth 420 mm (A=985 mm)

Load capacity: 300 kg (150 kg per side)

Standard colour:

■ 52

SHELF WITH CONTAINERS

ORD. NO. DIMENSIONS mm

F LC A173 51 52 1067x925x1817 h

Complete with:

1 shelf ORD. NO. F LC A173 01 52

18 containers ORD. NO. F PA 4451 A0 01

6 containers ORD. NO. F PA 6451 A0 01



Rear

KEY



- Shelves are supplied not assembled
- Shelves must be fixed to the wall or floor
- All indicated loads are net and refer to evenly distributed weights

■ Containers
see page **G2**



GALVANISED + RAL 7000 F... ..52



SHELVING SYSTEMS SERIES SLICK

LENGTH = 1067 mm DEPTH = 542 / 925 mm

SHELVING SYSTEM SLICK



Front

■ Fixed shelves load capacity 25 kg each

SHELF WITHOUT CONTAINERS

ORD. NO.	DIMENSIONS mm
F LC C173 02 52	1067x542x1817 h
Complete with:	
7 shelves for size 1	
6 shelves for size 2	
Load capacity: 150 kg	
Standard colour:	
■ ■ 52	

SHELF WITH CONTAINERS

ORD. NO.	DIMENSIONS mm
F LC C173 52 52	1067x542x1817 h
Complete with:	
1 shelf ORD. NO. F LC C173 02 52	
63 containers size 1	
36 containers size 2	



Front

■ Fixed shelves load capacity 25 kg each

SHELF WITHOUT CONTAINERS

ORD. NO.	DIMENSIONS mm
F LC A173 02 52	1067x925x1817 h
Complete with:	
14 shelves for size 1	
12 shelves for size 2	
Load capacity: 300 kg (150 kg per side)	
Standard colour:	
■ ■ 52	


SHELF WITH CONTAINERS

ORD. NO.	DIMENSIONS mm
F LC A173 52 52	1067x925x1817 h
Complete with:	
1 shelf ORD. NO. F LC A173 02 52	
126 containers size 1	
72 containers size 2	



Rear

GALVANISED + RAL 7000 F.52



■ Containers
see page
G28 - G30

KEY ■

- Shelves are supplied not assembled
- Shelves must be fixed to the wall or floor
- All indicated loads are net and refer to evenly distributed weights



LENGTH = 1067 mm DEPTH = 542 / 925 mm

SHELVING SYSTEMS SERIES SLICK

SHELVING SYSTEM SLICK



Front

■ Fixed shelves load capacity 25 kg each

SHELF WITHOUT CONTAINERS

ORD. NO.	DIMENSIONS mm
F LC C173 03 52	1067x542x1817 h
Complete with:	
5 shelves for size 1	
5 shelves for size 2	
2 shelves for size 3A2	
Load capacity: 150 kg	
Standard colour:	
■ ■ 52	

SHELF WITH CONTAINERS

ORD. NO.	DIMENSIONS mm
F LC C173 53 52	1067x542x1817 h
Complete with:	
1 shelf ORD. NO. F LC C173 03 52	
45 containers size 1	
30 containers size 2	
8 containers size 3A2	



Front

■ Fixed shelves load capacity 25 kg each

SHELF WITHOUT CONTAINERS

ORD. NO.	DIMENSIONS mm
F LC A173 03 52	1067x925x1817 h
Complete with:	
10 shelves for size 1	
10 shelves for size 2	
4 shelves for size 3A2	
Load capacity: 300 kg (150 kg per side)	
Standard colour:	
■ ■ 52	

SHELF WITH CONTAINERS

ORD. NO.	DIMENSIONS mm
F LC A173 53 52	1067x925x1817 h
Complete with:	
1 shelf ORD. NO. F LC A173 03 52	
90 containers size 1	
60 containers size 2	
16 containers size 3A2	



Rear

■ KEY



- Shelves are supplied not assembled
- Shelves must be fixed to the wall or floor
- All indicated loads are net and refer to evenly distributed weights

■ Containers
see page
G28 - G30



GALVANISED + RAL 7000 F: 52



SHELVING SYSTEMS SERIES SLICK

LENGTH = 1067 mm DEPTH = 542 / 925 mm

SHELVING SYSTEM SLICK



Front

- Fixed shelves load capacity 25 kg each
- Tilting shelves load capacity 50 kg each

SHELF WITHOUT CONTAINERS

ORD. NO.	DIMENSIONS mm
F LC C173 04 52	1067x542x1817 h
Complete with:	
4 shelves for size 2	
3 shelves for size 3A2	
2 shelves depth 420 mm (A=985 mm)	
Load capacity: 150 kg	
Standard colour:	
■ ■ 52	

SHELF WITH CONTAINERS

ORD. NO.	DIMENSIONS mm
F LC C173 54 52	1067x542x1817 h
Complete with:	
1 shelf ORD. NO. F LC C173 04 52	
24 containers size 2	
12 containers size 3A2	
3 containers size 4A2	
3 containers size 4	



Front

- Fixed shelves load capacity 25 kg each
- Tilting shelves load capacity 50 kg each

SHELF WITHOUT CONTAINERS

ORD. NO.	DIMENSIONS mm
F LC A173 04 52	1067x925x1817 h
Complete with:	
8 shelves for size 2	
6 shelves for size 3A2	
4 shelves depth 420 mm (A=985 mm)	
Load capacity: 300 kg (150 kg per side)	
Standard colour:	
■ ■ 52	


SHELF WITH CONTAINERS

ORD. NO.	DIMENSIONS mm
F LC A173 54 52	1067x925x1817 h
Complete with:	
1 shelf ORD. NO. F LC A173 04 52	
48 containers size 2	
24 containers size 3A2	
6 containers size 4A2	
6 containers size 4	



Rear

GALVANISED + RAL 7000 F.52



■ Containers
see page
G28 - G30

KEY ■

- Shelves are supplied not assembled
- Shelves must be fixed to the wall or floor
- All indicated loads are net and refer to evenly distributed weights



LENGTH = 1067 mm DEPTH = 542 / 925 mm


SHELVING SYSTEMS SERIES SLICK

SHELVING SYSTEM SLICK DOUBLE SIDED BASE FRAME WITH CROSS BRACING



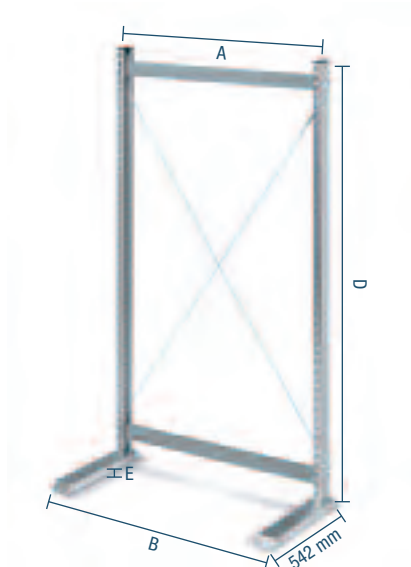
ORD. NO.	A mm	B mm	D mm	E mm
F LC A173 00 52	985	1067	1772	40
Load capacity of 1 upright: 150 kg (75 kg per side)				
Standard colour:				
■ ■ 52				

ADDITIONAL DOUBLE SIDED FRAME WITH CROSS BRACING




ORD. NO.	A mm	B mm	D mm	E mm
F LC B173 00 52	985	-	1772	40
Load capacity of 1 upright: 150 kg (75 kg per side)				
Standard colour:				
■ ■ 52				

SINGLE SIDED BASE FRAME WITH CROSS BRACING



ORD. NO.	A mm	B mm	D mm	E mm
F LC C173 00 52	985	1067	1772	40
Load capacity of 1 upright: 75 kg				
Standard colour:				
■ ■ 52				

ADDITIONAL SINGLE SIDED FRAME WITH CROSS BRACING





ORD. NO.	A mm	B mm	D mm	E mm
F LC D173 00 52	985	-	1772	40
Load capacity of 1 upright: 75 kg				
Standard colour:				
■ ■ 52				


KEY



- Shelves are supplied not assembled
- Shelves must be fixed to the wall or floor
- All indicated loads are net and refer to evenly distributed weights
- Accessories see page D68



GALVANISED + RAL 7000 F... ..52



ORD. NO. F LD 0001 01 56
RAL 7000 + RAL 7035 + GALVANISED

FLOOR FIXING SET

■ 99 GALVANISED



■ 2 dowels suitable for uncracked concrete class B25/RBK250/MPa 25 N/mm²
Dowel diameter: Ø 6x85 mm

ORD. NO. F BL 8999 00 99

WALL FIXING SET

■ 99 GALVANISED



Wall fixing bracket for dual slot uprights
Articulated, complete with bolts and screws
Dowels not included

ORD. NO. F BL 8998 00 99

WORKSTATION SERIES COMFORT

ORD. NO.

DIMENSIONS mm

F LD 0001 01 56 **4507x1500x2220 h**

Complete with: shelves, footrest, containers, boxes, perforated panels, supports with aluminium tracks, cabinets with wheels, mobile workstations, swivel arm with two joints, roller shutter cabinet, chairs, trolley series SMART.

Not included: pneumatic systems, electrical systems, lamps, hooks, tools and electrical tools.

Standard colour:

■ ■ ■ RAL 7000+RAL 7035+GALVANISED F.56



RAL 7000+RAL 7035+GALVANISED F.56

KEY ■

- Workstations are supplied not assembled
- Workstations must be fixed to the wall or floor
- All indicated loads are net and refer to evenly distributed weights




WORKSTATIONS SERIES COMFORT

WORKSTATIONS COMFORT



The base of the **COMFORT** series workstations is fitted with feet that are adjustable in height from **0** to **10** mm



The height of the worktops of the **COMFORT** series workstations depends on the type of support used (ref. A).

One support adjusts the height of the worktop from 797 mm to 911 mm and the other one from 949 mm to 1063 mm.



The **COMFORT** series workstations have been designed to carry out any operation in a comfortable and functional way.


■ KEY



- Workstations are supplied not assembled
- Workstations must be fixed to the wall or floor
- All indicated loads are net and refer to evenly distributed weights



RAL 7000+RAL 7035+GALVANISED F.56



WORKSTATIONS SERIES COMFORT

LENGTH = 4507 mm DEPTH = 1500 mm

WORKSTATIONS COMFORT

■ ■ ■ 56



RAL 7000+RAL 7035+GALVANISED F.56


KEY ■

- Workstations are supplied not assembled
- Workstations must be fixed to the wall or floor
- All indicated loads are net and refer to evenly distributed weights



LENGTH = 4507 mm DEPTH = 1500 mm

WORKSTATIONS SERIES COMFORT



WORKSTATION SERIES COMFORT

ORD. NO.

DIMENSIONS mm

F LD 0001 01 56 4507x1500x2220 h

Complete with: shelves, footrest, containers, boxes, perforated panels, supports with aluminium tracks, cabinets with wheels, mobile workstations, swivel arm with two joints, roller shutter cabinet, chairs, trolley series SMART

Not included: pneumatic systems, electrical systems, lamps, hooks, tools and electrical tools

Standard colour:

■ ■ ■ 56

■ KEY



RAL 7000+RAL 7035+GALVANISED F.56



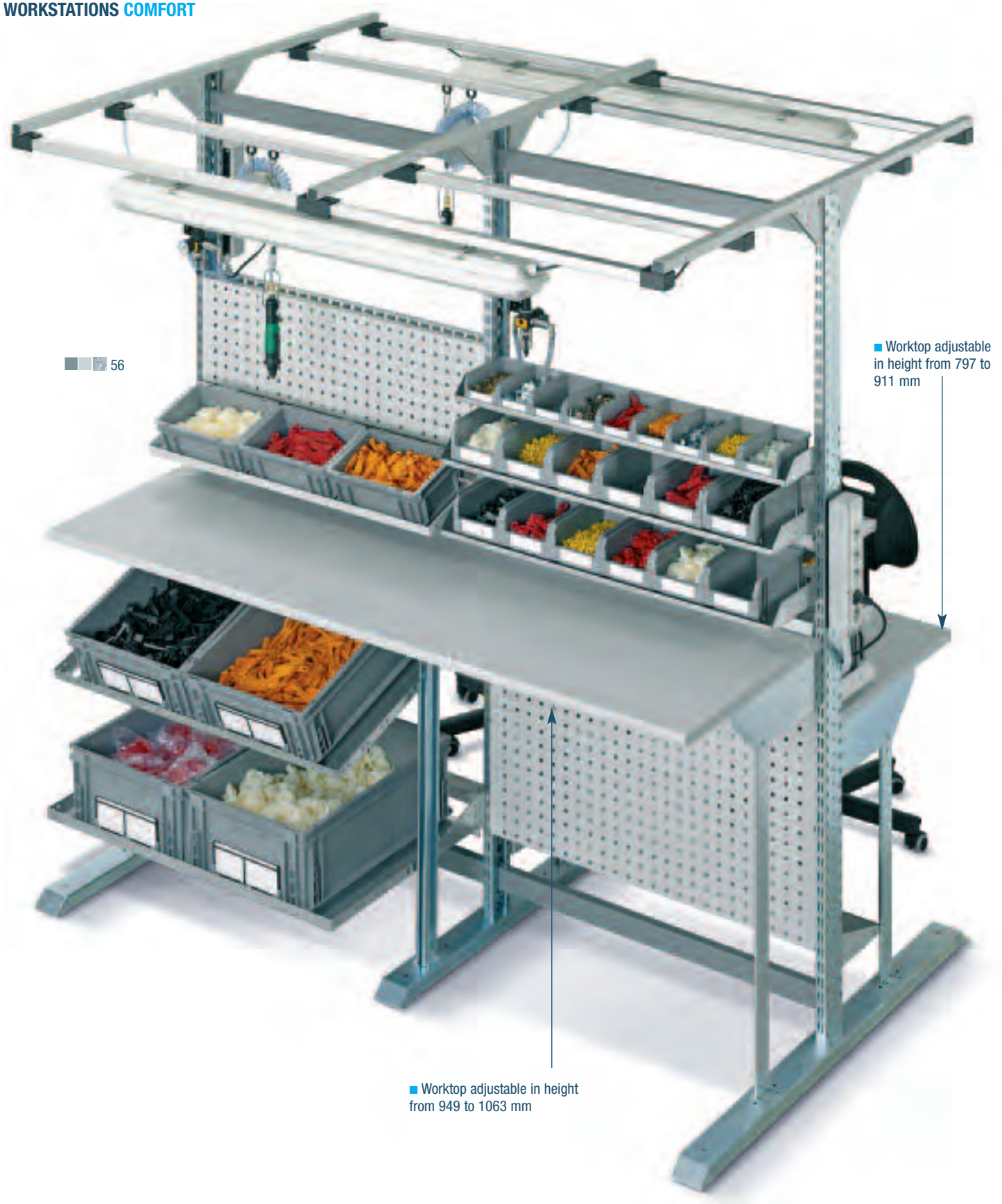
- Workstations are supplied not assembled
- Workstations must be fixed to the wall or floor
- All indicated loads are net and refer to evenly distributed weights



WORKSTATIONS SERIES COMFORT

LENGTH = 2052 mm DEPTH = 1500 mm

WORKSTATIONS COMFORT



■ ■ ■ 56

■ Worktop adjustable in height from 949 to 1063 mm



RAL 7000+RAL 7035+GALVANISED F.56

KEY ■

- Workstations are supplied not assembled
- Workstations must be fixed to the wall or floor
- All indicated loads are net and refer to evenly distributed weights



LENGTH = 2052 mm DEPTH = 1500 mm

WORKSTATIONS SERIES COMFORT

WORKSTATIONS COMFORT

WORKSTATION SERIES COMFORT

ORD. NO. DIMENSIONS mm

F LD 0001 02 56 2052x1500x2220 h

Complete with: shelves, footrest, containers, boxes, perforated panels, supports with aluminium track, chairs

Not included: pneumatic systems, electrical systems, lamps, tools and electrical tools

Standard colour:

■ ■ ■ 56



■ KEY



- Workstations are supplied not assembled
- Workstations must be fixed to the wall or floor
- All indicated loads are net and refer to evenly distributed weights



RAL 7000+RAL 7035+GALVANISED F.56



WORKSTATIONS SERIES COMFORT

LENGTH = 1067 mm DEPTH = 722 mm

WORKSTATIONS COMFORT



■ Worktop adjustable in height
from 797 to 911 mm

WORKSTATION SERIES COMFORT

ORD. NO. DIMENSIONS mm

F LD 0001 03 56 1067x722x2220 h

Complete with: shelves, footrest, containers, boxes, perforated panels, supports with aluminium tracks, swivel arm with two joints, chair

Not included: pneumatic systems, electrical systems, lamps, tools and electrical tools

Standard colour:

■ ■ ■ 56

WORKSTATION SERIES COMFORT

ORD. NO. DIMENSIONS mm

F LD 0001 04 56 1067x722x1285 h

Complete with: footrest, containers, perforated panels, chair

Not included: electrical system and lamp

Standard colour:

■ ■ ■ 56



■ Worktop adjustable in height
from 797 to 911 mm



RAL 7000+RAL 7035+GALVANISED F.56

KEY ■

- Workstations are supplied not assembled
- Workstations must be fixed to the wall or floor
- All indicated loads are net and refer to evenly distributed weights



LENGTH = 1552 / 2052 mm DEPTH = 722 mm

WORKSTATIONS SERIES COMFORT

WORKSTATIONS COMFORT



WORKSTATION SERIES COMFORT

ORD. NO. DIMENSIONS mm

F LD 0001 05 56 1552x722x1817 h

Complete with: shelves, footrest, perforated panels, chair

Not included: electrical systems, lamps, tools, hooks and electrical tools

Standard colour:

■ ■ ■ 56

■ Worktop adjustable in height from 797 to 911 mm

WORKSTATION SERIES COMFORT

ORD. NO. DIMENSIONS mm

F LD 0001 06 56 2052x722x1817 h

Complete with: shelves, footrest, perforated panels, chair, cabinet with wheels

Not included: electrical systems, lamps, tools, hooks and electrical tools

Standard colour:

■ ■ ■ 56



■ Worktop adjustable in height from 797 to 911 mm


■ KEY



- Workstations are supplied not assembled
- Workstations must be fixed to the wall or floor
- All indicated loads are net and refer to evenly distributed weights



RAL 7000+RAL 7035+GALVANISED F.56



WORKSTATIONS SERIES COMFORT

LENGTH = 1552 mm DEPTH = 820 mm

WORKSTATIONS
COMFORT

■ Worktop adjustable in height from 797 to 911 mm



WORKSTATION SERIES COMFORT

ORD. NO.

DIMENSIONS mm

F LD K175 01 56**1552x820x1817 h**

Complete with: 1 shelf 220 mm, 1 shelf 320 mm, 2 perforated panels, 1 worktop

Standard colour:

■ ■ ■ 56



Configuration example



FOOTREST WITH RUBBER

ORD. NO. F BL 7795 01 99

Dim. mm 220x1440 (A=1470)

■ Worktop adjustable in height from 797 to 911 mm



WORKSTATION SERIES COMFORT

ORD. NO.

DIMENSIONS mm

F LD D125 01 56**1552x820x1285 h**

Complete with: 1 shelf 320 mm, 2 perforated panels, 1 worktop

Standard colour:

■ ■ ■ 56



Configuration example



RAL 7000+RAL 7035+GALVANISED F.56

KEY ■

- Workstations are supplied not assembled
- Workstations must be fixed to the wall or floor
- All indicated loads are net and refer to evenly distributed weights



WORKSTATIONS COMFORT



PAIR OF FRONT SUPPORTS

ORD. NO. F BL 9450 00 99

Pair of supports for fixing to front raceway

Standard colour: ■ GALVANISED F. 99



MULTIPURPOSE SUPPORT

ORD. NO. F BL 7461 00 08

Dim. 70x60x70 mm

Standard colour: ■ RAL 7035 F. 08



WALDMANN SWIVEL LAMP
WITH THREE JOINTS 1x36 W IP 20

ORD. NO. DIMENSIONS mm

F BL 9980 00 08 910x90x105 h

Complete with multipurpose support

Standard colour: ■ RAL 7035 F. 08



POLYURETHANE CHAIR

ORD. NO.

F QZ 2211 00 07

Adjustable in height using a gas pump

Height: from 495 to 670 mm


Standard colour: ■ RAL 9011 F. 07



RACEWAYS WITH WIRED SOCKETS + MAGNETOTHERMIC SWITCH

ORD. NO.	type and number of wired sockets:					
	D	F	GB	I	CH	IL
F BL 9260 10 08	9	—	—	—	—	—
F BL 9260 20 08	—	9	—	—	—	—
F BL 9260 25 08	4	5	—	—	—	—
F BL 9260 30 08	—	—	6	—	—	—
F BL 9260 35 08	4	—	3	—	—	—
F BL 9260 40 08	—	—	—	9	—	—
F BL 9260 45 08	4	—	—	5	—	—
F BL 9260 50 08	—	—	—	—	9	—
F BL 9260 55 08	4	—	—	—	5	—
F BL 9260 70 08	—	—	—	—	—	9
F BL 9260 75 08	4	—	—	—	—	5

Dimensions mm 1420x60x85 h Standard colour: ■ RAL 7035 F. 08



ORD. NO.

DRAWERS

F DA D550 04 08 5


Cabinet with 5 full extension drawers

Standard rubber wheels Ø 100 mm

Cabinet load capacity: 170 kg

Dim. mm 428x675x790 h Central lock

Colours available: ■ 01 ■ 02 ■ 04 ■ 08



ORD. NO.

DRAWERS

F DA D550 06 08 1

Cabinet with 1 full extension drawer,

1 retractable shelf 100%. Standard rubber wheels

Ø 100 mm. Cabinet load capacity: 170 kg

Dim. mm 428x675x790 h Central lock

Colours available: ■ 01 ■ 02 ■ 04 ■ 08



ORD. NO.

DRAWERS

F DB B550 02 08 4

Cabinet with 4 full extension drawers

Standard rubber wheels Ø 125 mm

Cabinet load capacity: 235 kg

Dim. mm 564x675x820 h Central lock

Colours available: ■ 01 ■ 02 ■ 04 ■ 08



ORD. NO.

DRAWERS

F DB B550 03 08 5

Cabinet with 5 full extension drawers

Standard rubber wheels Ø 125 mm

Cabinet load capacity: 235 kg

Dim. mm 564x675x820 h Central lock

Colours available: ■ 01 ■ 02 ■ 04 ■ 08

KEY

■ RAL 7000 F. 01 ■ RAL 6011 F. 02 ■ RAL 5012 F. 04 ■ RAL 7035 F. 08



- PE = full extension retractable shelf (100%)
- T = full extension (100%)



WORKSTATIONS SERIES COMFORT

LENGTH = 2052 mm DEPTH = 820 mm

WORKSTATIONS
COMFORT

■ Worktop adjustable
in height from 797
to 911 mm



WORKSTATION SERIES COMFORT

ORD. NO.

DIMENSIONS mm

F LD V173 01 56

2052x820x1817 h

Complete with: 2 shelves 220 mm, 2 shelves
320 mm, 4 perforated panels, 1 worktop

Standard colour:

56



Configuration example




FOOTREST WITH RUBBER

ORD. NO. F BL 7750 01 99

Dim. mm 220x955 (A=985)

■ Worktop adjustable in
height from 797
to 911 mm



WORKSTATION SERIES COMFORT

ORD. NO.

DIMENSIONS mm

F LD R123 01 56

2052x820x1285 h

Complete with: 2 shelves 320 mm
4 perforated panels, 1 worktop

Standard colour:

56



Configuration example



RAL 7000+RAL 7035+GALVANISED F.56

KEY ■

- Workstations are supplied not assembled
- Workstations must be fixed to the wall or floor
- All indicated loads are net and refer to evenly distributed weights



COMPONENTS

WORKSTATIONS SERIES COMFORT

WORKSTATIONS COMFORT



PAIR OF FRONT SUPPORTS

ORD. NO. F BL 9450 00 99

Pair of supports for fixing to front raceway

Standard colour: GALVANISED F.99



MULTIPURPOSE SUPPORT

ORD. NO. F BL 7461 00 08

Dim. 70x60x70 mm

Standard colour: RAL 7035 F.08

RACEWAYS WITH WIRED SOCKETS

ORD. NO.	type and number of wired sockets:					
	D	F	GB	I	CH	IL
F BL 9310 10 08	9	—	—	—	—	—
F BL 9310 20 08	—	9	—	—	—	—
F BL 9310 25 08	4	5	—	—	—	—
F BL 9310 30 08	—	—	6	—	—	—
F BL 9310 35 08	4	—	3	—	—	—
F BL 9310 40 08	—	—	—	9	—	—
F BL 9310 45 08	4	—	—	5	—	—
F BL 9310 50 08	—	—	—	—	9	—
F BL 9310 55 08	4	—	—	—	5	—
F BL 9310 70 08	—	—	—	—	—	9
F BL 9310 75 08	4	—	—	—	—	5

Dimensions: mm 1920x60x85 h Standard colour: RAL 7035 F.08




WALDMANN SWIVEL LAMP
WITH THREE JOINTS 1x36 W IP 20

ORD. NO. DIMENSIONS mm

F BL 9980 00 08 910x90x105 h

Complete with multipurpose support

Standard colour: RAL 7035 F.08



ORD. NO. DRAWERS

F DA D550 04 08 5


Cabinet with 5 full extension drawers

Standard rubber wheels Ø 100 mm

Cabinet load capacity: 170 kg

Dim. mm 428x675x790 h Central lock

Colours available: 01 02 04 08



ORD. NO. DRAWERS

F DA D550 06 08 1

Cabinet with 1 full extension drawer,

1 retractable shelf 100%. Standard rubber wheels

Ø 100 mm. Cabinet load capacity: 170 kg

Dim. mm 428x675x790 h Central lock

Colours available: 01 02 04 08



POLYURETHANE CHAIR


ORD. NO.

F QZ 2211 00 07

Adjustable in height using a gas pump

Height: from 495 to 670 mm

Standard colour: RAL 9011 F.07



ORD. NO. DRAWERS

F DB B550 02 08 4

Cabinet with 4 full extension drawers

Standard rubber wheels Ø 125 mm

Cabinet load capacity: 235 kg

Dim. mm 564x675x820 h Central lock

Colours available: 01 02 04 08



ORD. NO. DRAWERS

F DB B550 03 08 5

Cabinet with 5 full extension drawers

Standard rubber wheels Ø 125 mm

Cabinet load capacity: 235 kg

Dim. mm 564x675x820 h Central lock

Colours available: 01 02 04 08

KEY

RAL 7000 F.01 RAL 6011 F.02 RAL 5012 F.04 RAL 7035 F.08

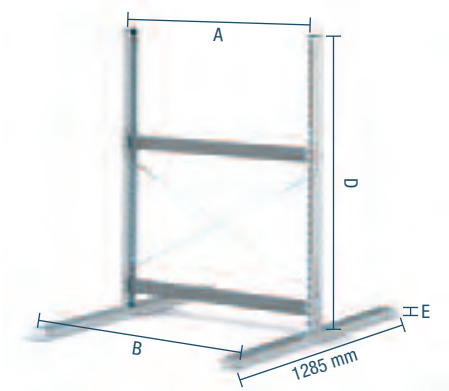


- PE = full extension retractable shelf (100%)
- T = full extension (100%)



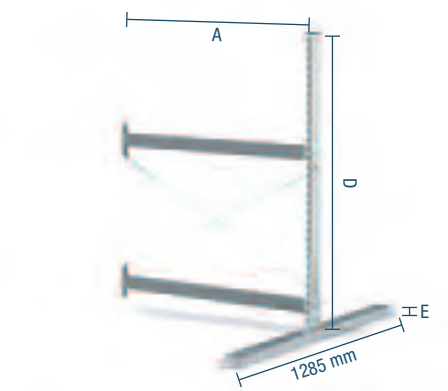
WORKSTATIONS COMFORT

DOUBLE SIDED BASE FRAME



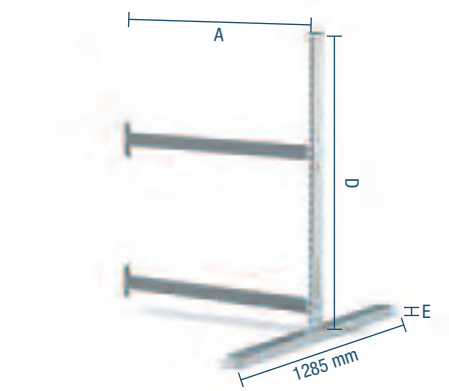
ORD. NO.	A mm	B mm	D mm	E mm
F LD A123 00 52	985	1067	1240	40
F LD A125 00 52	1470	1552	1240	40
Load capacity of 1 upright: 150 kg (75 kg per side)				
Standard colour: 52				

ADDITIONAL DOUBLE SIDED FRAME WITH CROSS BRACING



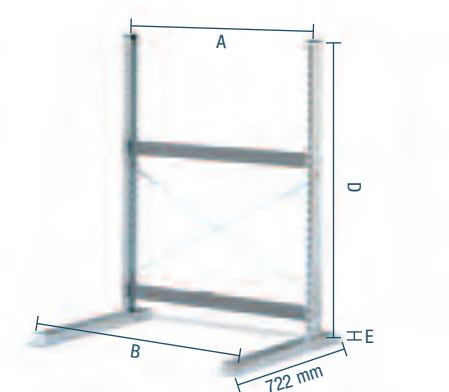
ORD. NO.	A mm	B mm	D mm	E mm
F LD B123 00 52	985	-	1240	40
F LD B125 00 52	1470	-	1240	40
Load capacity of 1 upright: 150 kg (75 kg per side)				
Standard colour: 52				

ADDITIONAL DOUBLE SIDED FRAME WITHOUT CROSS BRACING



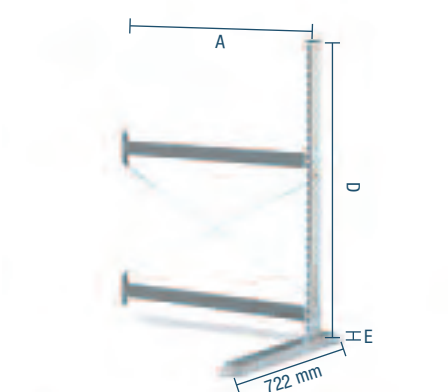
ORD. NO.	A mm	B mm	D mm	E mm
F LD C123 00 52	985	-	1240	40
F LD C125 00 52	1470	-	1240	40
Load capacity of 1 upright: 150 kg (75 kg per side)				
Standard colour: 52				

SINGLE SIDED BASE FRAME



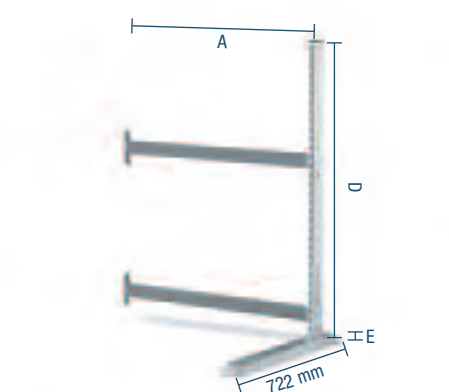
ORD. NO.	A mm	B mm	D mm	E mm
F LD D123 00 52	985	1065	1240	40
F LD D125 00 52	1470	1550	1240	40
Load capacity of 1 upright: 150 kg (75 kg per side)				
Standard colour: 52				

ADDITIONAL SINGLE SIDED FRAME WITH CROSS BRACING







ORD. NO.	A mm	B mm	D mm	E mm
F LD E123 00 52	985	-	1240	40
F LD E125 00 52	1470	-	1240	40
Load capacity of 1 upright: 150 kg (75 kg per side)				
Standard colour: 52				

ADDITIONAL SINGLE SIDED FRAME WITHOUT CROSS BRACING



ORD. NO.	A mm	B mm	D mm	E mm
F LD F123 00 52	985	-	1240	40
F LD F125 00 52	1470	-	1240	40
Load capacity of 1 upright: 150 kg (75 kg per side)				
Standard colour: 52				

RAL 7000+GALVANISED F.52



KEY

- Workstations are supplied not assembled
- Workstations must be fixed to the wall or floor
- All indicated loads are net and refer to evenly distributed weights




DOUBLE SIDED BASE FRAME




ORD. NO.	A mm	B mm	D mm	E mm
F LD G173 00 52	985	1065	1772	40
F LD G175 00 52	1470	1550	1772	40
F LD G213 00 52	985	1065	2152	40
F LD G215 00 52	1470	1550	2152	40
Load capacity of 1 upright: 150 kg (75 kg per side)				
Standard colour: ■ ■ 52				

ADDITIONAL DOUBLE SIDED FRAME WITH CROSS BRACING



ORD. NO.	A mm	B mm	D mm	E mm
F LD H173 00 52	985	-	1772	40
F LD H175 00 52	1470	-	1772	40
F LD H213 00 52	985	-	2152	40
F LD H215 00 52	1470	-	2152	40
Load capacity of 1 upright: 150 kg (75 kg per side)				
Standard colour: ■ ■ 52				

ADDITIONAL DOUBLE SIDED FRAME WITHOUT CROSS BRACING




ORD. NO.	A mm	B mm	D mm	E mm
F LD J173 00 52	985	-	1772	40
F LD J175 00 52	1470	-	1772	40
F LD J213 00 52	985	-	2152	40
F LD J215 00 52	1470	-	2152	40
Load capacity of 1 upright: 150 kg (75 kg per side)				
Standard colour: ■ ■ 52				

SINGLE SIDED BASE FRAME



ORD. NO.	A mm	B mm	D mm	E mm
F LD K173 00 52	985	1065	1772	40
F LD K175 00 52	1470	1550	1772	40
F LD K213 00 52	985	1065	2152	40
F LD K215 00 52	1470	1550	2152	40
Load capacity of 1 upright: 150 kg (75 kg per side)				
Standard colour: ■ ■ 52				

ADDITIONAL SINGLE SIDED FRAME WITH CROSS BRACING



ORD. NO.	A mm	B mm	D mm	E mm
F LD L173 00 52	985	-	1772	40
F LD L175 00 52	1470	-	1772	40
F LD L213 00 52	985	-	2152	40
F LD L215 00 52	1470	-	2152	40
Load capacity of 1 upright: 150 kg (75 kg per side)				
Standard colour: ■ ■ 52				

ADDITIONAL SINGLE SIDED FRAME WITHOUT CROSS BRACING




ORD. NO.	A mm	B mm	D mm	E mm
F LD M173 00 52	985	-	1772	40
F LD M175 00 52	1470	-	1772	40
F LD M213 00 52	985	-	2152	40
F LD M215 00 52	1470	-	2152	40
Load capacity of 1 upright: 150 kg (75 kg per side)				
Standard colour: ■ ■ 52				

KEY



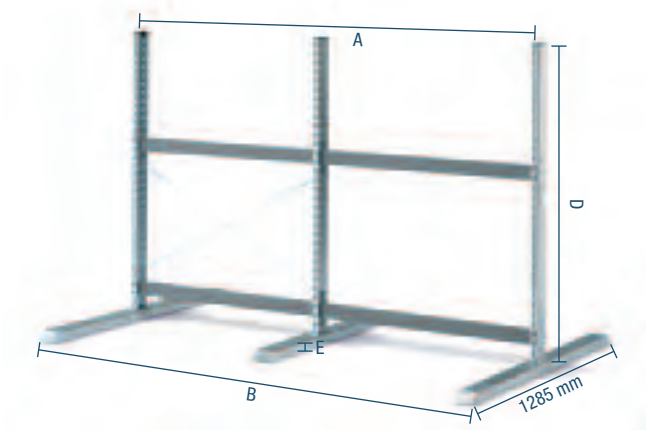
- Workstations are supplied not assembled
- Workstations must be fixed to the wall or floor
- All indicated loads are net and refer to evenly distributed weights

■ ■ RAL 7000+GALVANISED F... ..52



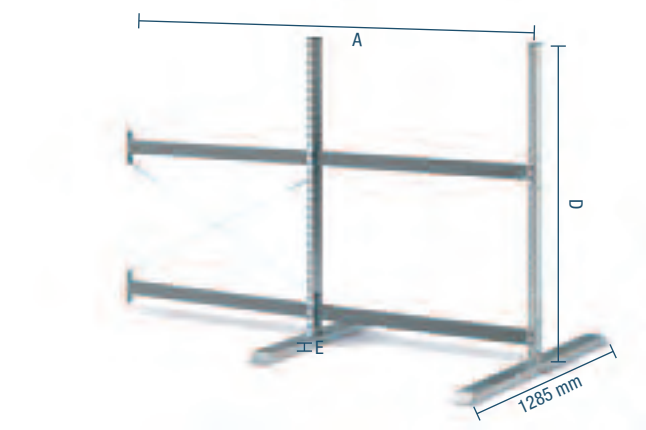
WORKSTATIONS COMFORT

DOUBLE SIDED BASE FRAME



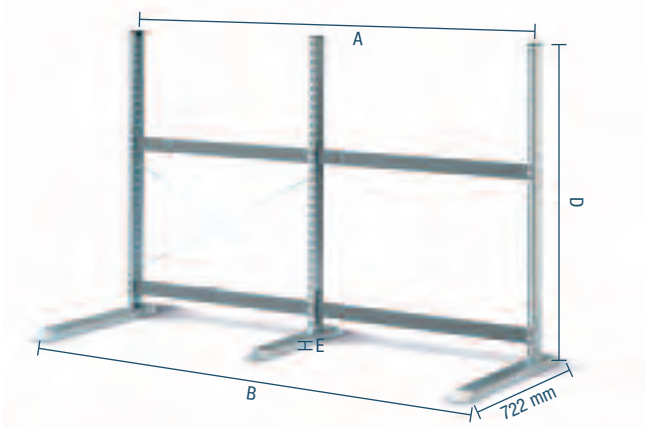
ORD. NO.	A mm	B mm	D mm	E mm
F LD N123 00 52	1970	2052	1240	40
Load capacity of 1 upright: 150 kg (75 kg per side)				
Standard colour: 52				

ADDITIONAL DOUBLE SIDED FRAME



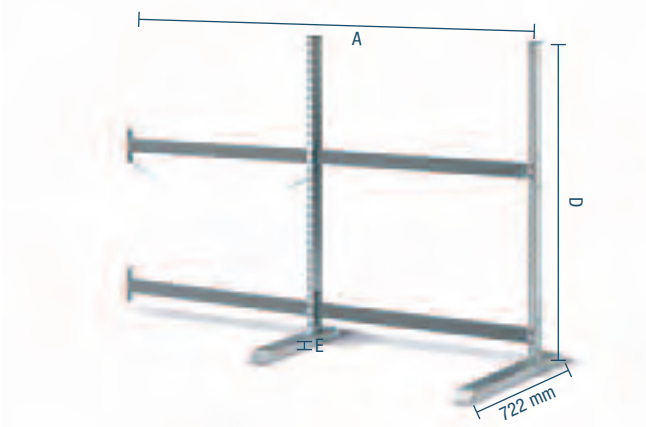
ORD. NO.	A mm	B mm	D mm	E mm
F LD P123 00 52	1970	-	1240	40
Load capacity of 1 upright: 150 kg (75 kg per side)				
Standard colour: 52				

SINGLE SIDED BASE FRAME



ORD. NO.	A mm	B mm	D mm	E mm
F LD R123 00 52	1970	2052	1240	40
Load capacity of 1 upright: 150 kg (75 kg per side)				
Standard colour: 52				

ADDITIONAL SINGLE SIDED FRAME



ORD. NO.	A mm	B mm	D mm	E mm
F LD S123 00 52	1970	-	1240	40
Load capacity of 1 upright: 150 kg (75 kg per side)				
Standard colour: 52				

RAL 7000+GALVANISED F.52




KEY

- Workstations are supplied not assembled
- Workstations must be fixed to the wall or floor
- All indicated loads are net and refer to evenly distributed weights



DOUBLE SIDED BASE FRAME



ORD. NO. A mm B mm D mm E mm

F LD T173 00 52 1970 2052 1772 40

F LD T213 00 52 1970 2052 2152 40

Load capacity of 1 upright: 150 kg (75 kg per side)

Standard colour: ■ ■ 52

ADDITIONAL DOUBLE SIDED FRAME



ORD. NO. A mm B mm D mm E mm


F LD U173 00 52 1970 - 1772 40

F LD U213 00 52 1970 - 2152 40

Load capacity of 1 upright: 150 kg (75 kg per side)

Standard colour: ■ ■ 52

SINGLE SIDED BASE FRAME



ORD. NO. A mm B mm D mm E mm

F LD V173 00 52 1970 2052 1772 40

F LD V213 00 52 1970 2052 2152 40

Load capacity of 1 upright: 150 kg (75 kg per side)

Standard colour: ■ ■ 52

ADDITIONAL SINGLE SIDED FRAME



ORD. NO. A mm B mm D mm E mm

F LD X173 00 52 1970 - 1772 40

F LD X213 00 52 1970 - 2152 40

Load capacity of 1 upright: 150 kg (75 kg per side)

Standard colour: ■ ■ 52



KEY



- Workstations are supplied not assembled
- Workstations must be fixed to the wall or floor
- All indicated loads are net and refer to evenly distributed weights



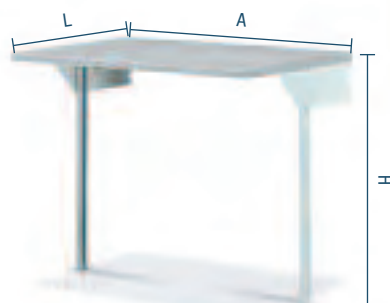
RAL 7000+ GALVANISED F... ..52



WORKSTATIONS SERIES COMFORT


COMPONENTS

WORKTOP ADJUSTABLE IN HEIGHT FROM 797 mm TO 911 mm



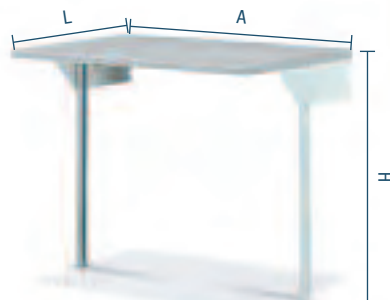
ORD. NO.	A mm	H mm	L mm
F LD 0960 A1 99	985	797 / 911	600
F LD 1460 A1 99	1470	797 / 911	600
F LD 0970 A1 99	985	797 / 911	700
F LD 1470 A1 99	1470	797 / 911	700
Height adjustment - distance 38 mm. Load cap. 50 kg			
Standard colour: ■ 99 GALVANISED			

WORKTOP ADJUSTABLE IN HEIGHT FROM 797 mm TO 911 mm




ORD. NO.	A mm	H mm	L mm
F LD 1960 A1 99	1970	797 / 911	600
F LD 1970 A1 99	1970	797 / 911	700
Height adjustment - distance 38 mm			
Load capacity 100 kg			
Standard colour: ■ 99 GALVANISED			

WORKTOP ADJUSTABLE IN HEIGHT FROM 949 mm TO 1063 mm




ORD. NO.	A mm	H mm	L mm
F LD 0960 A2 99	985	949 / 1063	600
F LD 1460 A2 99	1470	949 / 1063	600
F LD 0970 A2 99	985	949 / 1063	700
F LD 1470 A2 99	1470	949 / 1063	700
Height adjustment - distance 38 mm. Load cap. 50 kg			
Standard colour: ■ 99 GALVANISED			

WORKTOP ADJUSTABLE IN HEIGHT FROM 949 mm TO 1063 mm



ORD. NO.	A mm	H mm	L mm
F LD 1960 A2 99	1970	949 / 1063	600
F LD 1970 A2 99	1970	949 / 1063	700
Height adjustment - distance 38 mm			
Load capacity 100 kg.			
Standard colour: ■ 99 GALVANISED			



FOOTREST WITH RUBBER FOR COMFORT SERIES WORKSTATIONS

ORD. NO.	DIMENSIONS mm
F BL 7750 01 99	220x955 (A=985)
F BL 7795 01 99	220x1440 (A=1470)
Standard colour: ■ 99 GALVANISED	

GALVANISED
F. 99

KEY ■

- Workstations are supplied not assembled
- Workstations must be fixed to the wall or floor
- All indicated loads are net and refer to evenly distributed weights



1 DUAL SLOT UPRIGHT

ORD. NO.	HEIGHT mm
F BL 7540 02 99	1240
F BL 7547 02 99	1772
F BL 7555 02 99	2152

Standard colour:

■ 01 ■ 02 ■ 04 ■ 08 ■ 99 GALVANISED

2 BASE BAR

ORD. NO.	LENGTH mm
F BL 4505 00 01	1011 (A=985)
F BL 4510 00 01	1496 (A=1470)

Standard colour: ■ 01

3 ADDITIONAL BAR

ORD. NO.	LENGTH mm
F BL 4506 00 01	983 (A=985)
F BL 4511 00 01	1468 (A=1470)

Standard colour: ■ 01

4 PAIR OF CAPS

ORD. NO.
F BL 4420 00 07

Standard colour: ■ 07

5 CROSS BRACING

ORD. NO.	MODULE mm
F BL 4715 00 99	A=985 / H=1240
F BL 4720 00 99	A=985 / H=1772
F BL 4725 00 99	A=985 / H=2152
F BL 4730 00 99	A=1470 / H=1240
F BL 4735 00 99	A=1470 / H=1772
F BL 4740 00 99	A=1470 / H=2152

Standard colour: ■ 99 GALVANISED

6 DOUBLE SIDED SIDE FOOT

ORD. NO.	LENGTH mm
F BL 4520 00 99	1285

Standard colour: ■ 99 GALVANISED

7 DOUBLE SIDED CENTRAL FOOT

ORD. NO.	LENGTH mm
F BL 4525 00 99	925

Standard colour: ■ 99 GALVANISED

Only for use with the 1970 mm long worktop

8 SINGLE SIDED SIDE FOOT

ORD. NO.	LENGTH mm
F BL 4530 00 99	722

Standard colour: ■ 99 GALVANISED

9 SINGLE SIDED CENTRAL FOOT

ORD. NO.	LENGTH mm
F BL 4535 00 99	542

Standard colour: ■ 99 GALVANISED

Only for use with the 1970 mm long worktop

10 LEFT SUPPORT BRACKET

ORD. NO.
F BL 4545 00 99

Dim. 39x400x143 mm h

Standard colour: ■ 99 GALVANISED

11 RIGHT SUPPORT BRACKET

ORD. NO.
F BL 4540 00 99

Dim. 39x400x143 mm h

Standard colour: ■ 99 GALVANISED

12 UPRIGHT

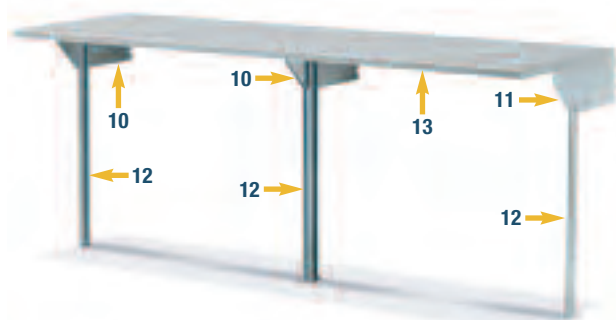
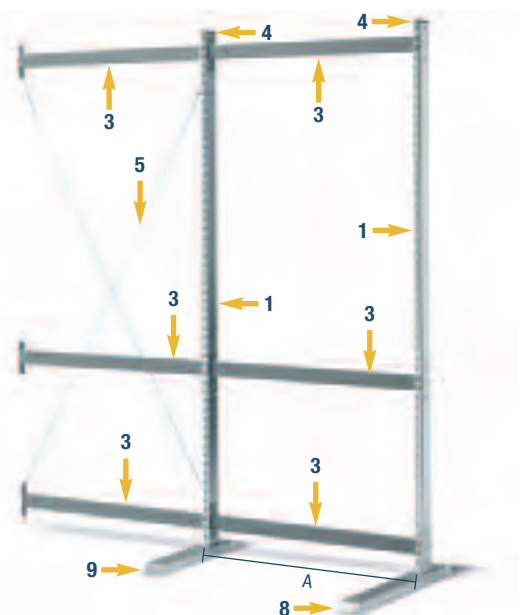
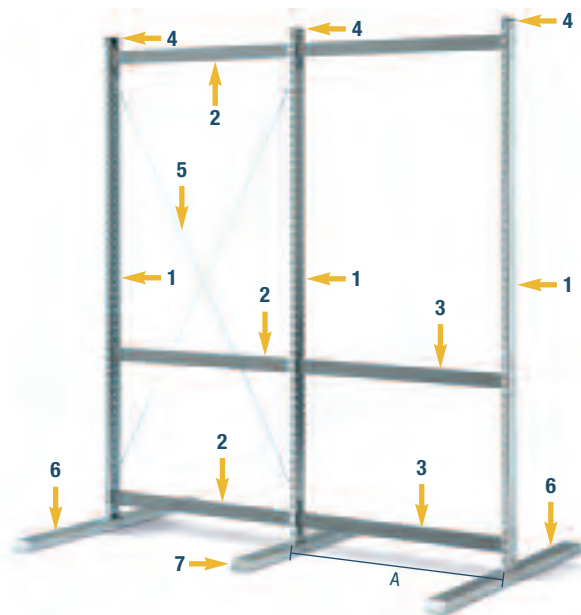
ORD. NO.	HEIGHT mm
F BL 4550 00 99	726
F BL 4555 00 99	878

Standard colour: ■ 99 GALVANISED

13 WORKTOP COVERED WITH GREY LAMINATE

ORD. NO.	DIMENSIONS mm
F BS 0960 00 08	985x600x30 h
F BS 0970 00 08	985x700x30 h
F BS 1460 00 08	1470x600x30 h
F BS 1470 00 08	1470x700x30 h
F BS 1960 00 08	1970x600x30 h
F BS 1970 00 08	1970x700x30 h

Hardboard worktop covered with grey laminate




KEY

■ RAL 7000 F. 01 ■ RAL 6011 F. 02 ■ RAL 5012 F. 04 ■ RAL 7035 F. 08 ■ GALVANISED F. 99



- Workstations are supplied not assembled
- Workstations must be fixed to the wall or floor





ORD. NO. F LE 0001 01 55
RAL 7035 + GALVANISED

FLOOR FIXING SET

■ 99 GALVANISED



■ 2 dowels suitable for uncracked concrete class B25/RBK250/MPa 25 N/mm²
Dowel diameter: Ø 6x85 mm

ORD. NO. F BL 8999 00 99

WALL FIXING SET

■ 99 GALVANISED



Wall fixing bracket for dual slot uprights
Articulated, complete with bolts and screws
Dowels not included

ORD. NO. F BL 8998 00 99

WORKSTATION SERIES DYNAMIC

ORD. NO.

DIMENSIONS mm

F LE 0001 01 55 3522x1500x2220 h

Complete with: shelves, containers, boxes, perforated panels, supports with aluminium tracks, drawer cabinets, chairs

Not included: pneumatic systems, electrical systems, lamps, tools and electrical tools

Standard colour:

■ RAL 7035+GALVANISED F.55



RAL 7035+GALVANISED F.55

KEY ■

- Workstations are supplied not assembled
- Workstations must be fixed to the wall or floor
- All indicated loads are net and refer to evenly distributed weights




WORKSTATIONS SERIES DYNAMIC

WORKSTATIONS DYNAMIC



The base of the **DYNAMIC** series workstations is fitted with feet that are adjustable in height from **0** to **10** mm.



The height of the worktops of the **DYNAMIC** series workstations can be set in the assembly phase thanks to the extensible support (ref. B) from 720 mm to 1138 mm.



In the **DYNAMIC** series workstations there are two grooves on the frame under the worktop so the **FLEXA** series cabinets can be installed and can slide to the right or to the left, using the special supports.




■ KEY



- Workstations are supplied not assembled
- Workstations must be fixed to the wall or floor
- All indicated loads are net and refer to evenly distributed weights



RAL 7035+GALVANISED F... ..55



WORKSTATIONS SERIES DYNAMIC

LENGTH = 3522 mm DEPTH = 1500 mm

WORKSTATIONS DYNAMIC



■ ■ 55



RAL 7035-GALVANISED F.55

KEY ■

- Workstations are supplied not assembled
- Workstations must be fixed to the wall or floor
- All indicated loads are net and refer to evenly distributed weights



LENGTH = 3522 mm DEPTH = 1500 mm

WORKSTATIONS SERIES DYNAMIC

WORKSTATIONS DYNAMIC



WORKSTATION SERIES DYNAMIC

ORD. NO.

DIMENSIONS mm

F LE 0001 01 55 3522x1500x2220 h

Complete with: shelves, containers, boxes, perforated panels, supports with aluminium tracks, drawer cabinets, chairs

Not included: pneumatic systems, electrical systems, lamps, tools and electrical tools

Standard colour:

■ ■ 55




■ KEY



- Workstations are supplied not assembled
- Workstations must be fixed to the wall or floor
- All indicated loads are net and refer to evenly distributed weights



RAL 7035+GALVANISED F... ..55



WORKSTATIONS SERIES DYNAMIC

LENGTH = 1067 mm DEPTH = 1500 mm

WORKSTATIONS DYNAMIC



WORKSTATION SERIES DYNAMIC

ORD. NO.

DIMENSIONS MM

F LE 0001 02 55 1067x1500x2220 h

Complete with: containers, boxes, supports with aluminium tracks, swivel arms with two joints, chairs, trolleys series SMART

Not included: pneumatic systems, electrical systems, lamps, tools and electrical tools

Standard colour:

■ ■ 55



RAL 7035+GALVANISED F.55

KEY ■

- Workstations are supplied not assembled
- Workstations must be fixed to the wall or floor
- All indicated loads are net and refer to evenly distributed weights



LENGTH = 2052 mm DEPTH = 722 mm

WORKSTATIONS SERIES DYNAMIC

WORKSTATIONS DYNAMIC



WORKSTATION SERIES DYNAMIC

ORD. NO.

DIMENSIONS mm

F LE 0001 03 55

2052x722x2220 h

Complete with: shelves, containers, boxes, perforated panels, supports with aluminium tracks, drawer cabinet, chair

Not included: pneumatic systems, electrical systems, lamps, hooks, tools and electrical tools

Standard colour:

■ 55


■ KEY



- Workstations are supplied not assembled
- Workstations must be fixed to the wall or floor
- All indicated loads are net and refer to evenly distributed weights



RAL 7035+GALVANISED F... ..55



WORKSTATIONS SERIES DYNAMIC

LENGTH = 1735 mm DEPTH = 722 mm

WORKSTATIONS DYNAMIC



■ ■ 55



RAL 7035+GALVANISED F.55

KEY ■

- Workstations are supplied not assembled
- Workstations must be fixed to the wall or floor
- All indicated loads are net and refer to evenly distributed weights



LENGTH = 1735 mm DEPTH = 722 mm

WORKSTATIONS SERIES DYNAMIC

WORKSTATIONS DYNAMIC



WORKSTATION SERIES DYNAMIC

ORD. NO. DIMENSIONS mm

F LE 0001 04 55 1735x722x2220 h

Complete with: drawer cabinet, computer holding frame, swivel arms with two joints, chair

Not included: electrical systems, lamps, hooks, tools and electrical tools

Standard colour:

■ ■ 55




■ KEY



- Workstations are supplied not assembled
- Workstations must be fixed to the wall or floor
- All indicated loads are net and refer to evenly distributed weights

■ ■ RAL 7035+GALVANISED F... ..55



WORKSTATIONS SERIES DYNAMIC

LENGTH = 1067 mm DEPTH = 1500 mm

WORKSTATIONS DYNAMIC + COMFORT

WORKSTATION SERIES DYNAMIC + COMFORT

ORD. NO.

DIMENSIONS mm

F LE 0001 05 55


1067x1500x2220 h

Complete with: shelves, footrest, containers, boxes, perforated panels, supports with aluminium tracks, drawer cabinet

Not included: pneumatic systems, electrical systems, lamps, tools and electrical tools

Standard colour:

■ ■ 55



RAL 7035+GALVANISED F.55

KEY ■

- Workstations are supplied not assembled
- Workstations must be fixed to the wall or floor
- All indicated loads are net and refer to evenly distributed weights



LENGTH = 2052 mm DEPTH = 722 mm

WORKSTATIONS SERIES DYNAMIC

WORKSTATIONS DYNAMIC + COMFORT

WORKSTATION SERIES DYNAMIC + COMFORT

ORD. NO.	DIMENSIONS mm
----------	---------------


F LE 0001 06 55	2052x722x2220 h
-----------------	-----------------

Complete with: shelves, containers, boxes, perforated panels, supports with aluminium tracks, drawer cabinet

Not included: pneumatic systems, electrical systems, lamp, tools and electrical tools

Standard colour:

■ ■ 55




■ KEY



- Workstations are supplied not assembled
- Workstations must be fixed to the wall or floor
- All indicated loads are net and refer to evenly distributed weights



RAL 7035+GALVANISED F... ..55



WORKSTATIONS SERIES DYNAMIC

LENGTH = 1552 mm DEPTH = 820 mm

WORKSTATIONS DYNAMIC



WORKSTATION SERIES DYNAMIC

ORD. NO.

DIMENSIONS mm

F LE K175 01 55

1552x820x1817 h

Complete with: 1 shelf 220 mm, 1 shelf 320 mm, 3 perforated panels, 1 worktop

Standard colour:

■ ■ 55



Configuration example



PAIR OF SUPPORTS

ORD. NO. F BL 4600 00 08

Pair of supports for FLEXA series cabinets

For DYNAMIC series workstations only



WORKSTATION SERIES DYNAMIC

ORD. NO.

DIMENSIONS mm

F LE D125 01 55

1552x820x1285 h

Complete with: 1 shelf 320 mm, 2 perforated panels, 1 worktop

Standard colour:

■ ■ 55



Configuration example



RAL 7035+GALVANISED F.:55

KEY ■

- Workstations are supplied not assembled
- Workstations must be fixed to the wall or floor
- All indicated loads are net and refer to evenly distributed weights



WORKSTATIONS DYNAMIC



PAIR OF FRONT SUPPORTS

ORD. NO. F BL 9450 00 99

Pair of supports for fixing to front raceway

Standard colour: ■ GALVANISED F. 99



MULTIPURPOSE SUPPORT

ORD. NO. F BL 7461 00 08

Dim. 70x60x70 mm

Standard colour: ■ RAL 7035 F. 08



RACEWAYS WITH WIRED SOCKETS + MAGNETOTHERMIC SWITCH

ORD. NO.	type and number of wired sockets:					
	D	F	GB	I	CH	IL
F BL 9260 10 08	9	—	—	—	—	—
F BL 9260 20 08	—	9	—	—	—	—
F BL 9260 25 08	4	5	—	—	—	—
F BL 9260 30 08	—	—	6	—	—	—
F BL 9260 35 08	4	—	3	—	—	—
F BL 9260 40 08	—	—	—	9	—	—
F BL 9260 45 08	4	—	—	5	—	—
F BL 9260 50 08	—	—	—	—	9	—
F BL 9260 55 08	4	—	—	—	5	—
F BL 9260 70 08	—	—	—	—	—	9
F BL 9260 75 08	4	—	—	—	—	5

Dimensions: mm 1420x60x85 h Standard colour: ■ RAL 7035 F. 08



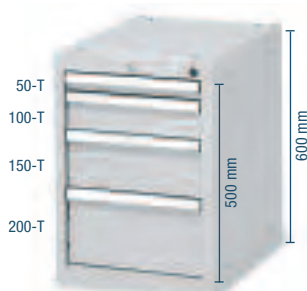
WALDMANN SWIVEL LAMP WITH THREE JOINTS 1x36 W IP 20

ORD. NO. DIMENSIONS mm

F BL 9980 00 08 910x90x105 h

Complete with multipurpose support

Standard colour: ■ RAL 7035 F. 08



ORD. NO. DRAWERS

F DA 1050 52 08 4

Cabinet with 4 full extension drawers

Dim. mm 428x600x600 h Central lock

Colours available: ■ 01 ■ 02 ■ 04 ■ 08



ORD. NO. DRAWERS

F DZ 1050 54 08 1

Cabinet with 1 full extension drawer, 1 retractable shelf 100%

Dim. mm 428x600x600 h Side lock

Colours available: ■ 01 ■ 02 ■ 04 ■ 08



POLYURETHANE CHAIR


ORD. NO.

F QZ 2211 00 07

Adjustable in height using a gas pump

Height: from 495 to 670 mm

Standard colour: ■ RAL 9011 F. 07



ORD. NO. DRAWERS

F DB 1050 53 08 5

Cabinet with 5 full extension drawers

Dim. mm 564x600x600 h

Central lock

Colours available: ■ 01 ■ 02 ■ 04 ■ 08



ORD. NO. DRAWERS

F DB 1050 55 08 3

Cabinet with 3 full extension drawers, 1 magnetothermic switch, 5 Schuko sockets, 1 pneumatic hose (fast coupling not included)

Dim. mm 564x600x600 h Central lock


Colours available: ■ 01 ■ 02 ■ 04 ■ 08

KEY

- PE = full extension retractable shelf (100%)
- T = full extension (100%)
- All indicated loads are net and refer to evenly distributed weights




■ RAL 7000 F. 01 ■ RAL 6011 F. 02 ■ RAL 5012 F. 04 ■ RAL 7035 F. 08



WORKSTATIONS SERIES DYNAMIC

LENGTH = 2052 mm DEPTH = 820 mm

WORKSTATIONS
DYNAMIC

WORKSTATION SERIES DYNAMIC

ORD. NO. DIMENSIONS mm

F LE V173 01 55 2052x820x1817 h

Complete with: 2 shelves 220 mm, 2 shelves 320 mm, 6 perforated panels, 1 worktop

Standard colour:

■ ■ 55



Configuration example



PAIR OF SUPPORTS

ORD. NO. F BL 4600 00 08

Pair of supports for FLEXA series cabinets

For DYNAMIC series workstations only



WORKSTATION SERIES DYNAMIC

ORD. NO. DIMENSIONS mm

F LE R123 01 55 2052x820x1285 h

Complete with: 2 shelves 320 mm, 4 perforated panels, 1 worktop

Standard colour:

■ ■ 55



Configuration example



RAL 7035+GALVANISED F.55

KEY ■

- Workstations are supplied not assembled
- Workstations must be fixed to the wall or floor
- All indicated loads are net and refer to evenly distributed weights



WORKSTATIONS DYNAMIC



PAIR OF FRONT SUPPORTS

ORD. NO. F BL 9450 00 99

Pair of supports for fixing to front raceway

Standard colour: ■ GALVANISED F.99



MULTIPURPOSE SUPPORT

ORD. NO. F BL 7461 00 08

Dim. 70x60x70 mm

Standard colour: ■ RAL 7035 F.08



WALDMANN SWIVEL LAMP WITH THREE JOINTS 1x36 W IP 20

ORD. NO. DIMENSIONS mm

F BL 9980 00 08 910x90x105 h

Complete with multipurpose support

Standard colour: ■ RAL 7035 F.08



POLYURETHANE CHAIR

ORD. NO.

F QZ 2211 00 07

Adjustable in height using a gas pump

Height: from 495 to 670 mm

Standard colour: ■ RAL 9011 F.07

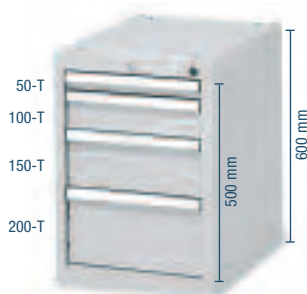
RACEWAYS WITH WIRED SOCKETS

ORD. NO.

type and number of wired sockets:

	D	F	GB	I	CH	IL
F BL 9310 10 08	9	—	—	—	—	—
F BL 9310 20 08	—	9	—	—	—	—
F BL 9310 25 08	4	5	—	—	—	—
F BL 9310 30 08	—	—	6	—	—	—
F BL 9310 35 08	4	—	3	—	—	—
F BL 9310 40 08	—	—	—	9	—	—
F BL 9310 45 08	4	—	—	5	—	—
F BL 9310 50 08	—	—	—	—	9	—
F BL 9310 55 08	4	—	—	—	5	—
F BL 9310 70 08	—	—	—	—	—	9
F BL 9310 75 08	4	—	—	—	—	5

Dimensions: mm 1920x60x85 h Standard colour: ■ RAL 7035 F.08



ORD. NO.

DRAWERS


F DA 1050 52 08

4

Cabinet with 4 full extension drawers

Dim. mm 428x600x600 h Central lock

Colours available: ■ 01 ■ 02 ■ 04 ■ 08



ORD. NO.

DRAWERS


F DZ 1050 54 08

1

Cabinet with 1 full extension drawer,
1 retractable shelf 100%

Dim. mm 428x600x600 h Side lock

Colours available: ■ 01 ■ 02 ■ 04 ■ 08



ORD. NO.

DRAWERS

F DB 1050 53 08

5

Cabinet with 5 full extension drawers

Dim. mm 564x600x600 h

Central lock

Colours available: ■ 01 ■ 02 ■ 04 ■ 08



ORD. NO.

DRAWERS

F DB 1050 55 08

3

Cabinet with 3 full extension drawers,
1 magnetothermic switch, 5 Schuko sockets,
1 pneumatic hose (fast coupling not included)

Dim. mm 564x600x600 h Central lock

Colours available: ■ 01 ■ 02 ■ 04 ■ 08

KEY

- PE = full extension retractable shelf (100%)
- T = full extension (100%)
- All indicated loads are net and refer to evenly distributed weights

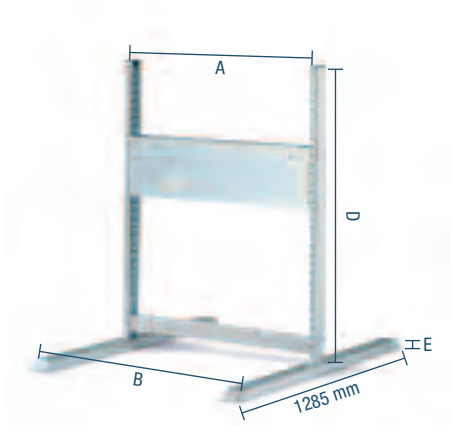


■ RAL 7000 F.01 ■ RAL 6011 F.02 ■ RAL 5012 F.04 ■ RAL 7035 F.08



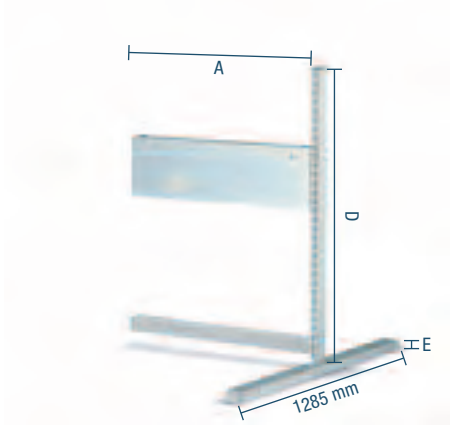
WORKSTATIONS DYNAMIC

DOUBLE SIDED BASE FRAME




ORD. NO.	A mm	B mm	D mm	E mm
F LE A123 00 55	985	1067	1240	40
F LE A125 00 55	1470	1552	1240	40
Load capacity of 1 upright: 150 kg (75 kg per side)				
Standard colour: 55				

ADDITIONAL DOUBLE SIDED FRAME



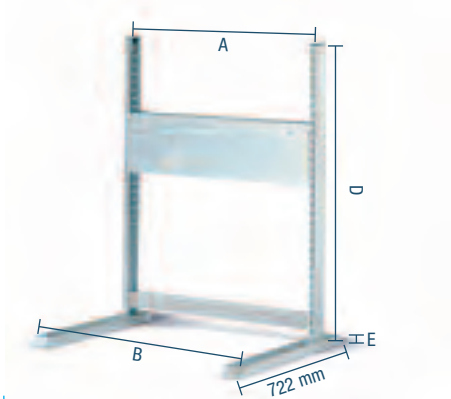
ORD. NO.	A mm	B mm	D mm	E mm
F LE B123 00 55	985	-	1240	40
F LE B125 00 55	1470	-	1240	40
Load capacity of 1 upright: 150 kg (75 kg per side)				
Standard colour: 55				

DOUBLE SIDED BASE FRAME



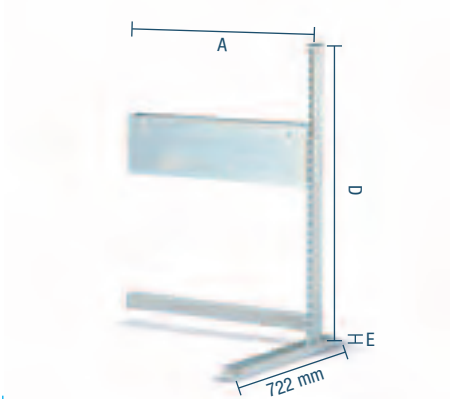
ORD. NO.	A mm	B mm	D mm	E mm
F LE G173 00 55	985	1067	1772	40
F LE G175 00 55	1470	1552	1772	40
F LE G213 00 55	985	1067	2152	40
F LE G215 00 55	1470	1552	2152	40
Load capacity of 1 upright: 150 kg (75 kg per side)				
Standard colour: 55				

SINGLE SIDED BASE FRAME



ORD. NO.	A mm	B mm	D mm	E mm
F LE D123 00 55	985	1067	1240	40
F LE D125 00 55	1470	1552	1240	40
Load capacity of 1 upright: 150 kg (75 kg per side)				
Standard colour: 55				

ADDITIONAL SINGLE SIDED FRAME



ORD. NO.	A mm	B mm	D mm	E mm
F LE E123 00 55	985	-	1240	40
F LE E125 00 55	1470	-	1240	40
Load capacity of 1 upright: 150 kg (75 kg per side)				
Standard colour: 55				

SINGLE SIDED BASE FRAME



ORD. NO.	A mm	B mm	D mm	E mm
F LE K173 00 55	985	1067	1772	40
F LE K175 00 55	1470	1552	1772	40
F LE K213 00 55	985	1067	2152	40
F LE K215 00 55	1470	1552	2152	40
Load capacity of 1 upright: 150 kg (75 kg per side)				
Standard colour: 55				

RAL 7035+GALVANISED F.55




KEY

- Workstations are supplied not assembled
- Workstations must be fixed to the wall or floor
- All indicated loads are net and refer to evenly distributed weights



ADDITIONAL DOUBLE SIDED FRAME



ORD. NO.	A mm	B mm	D mm	E mm
F LE H173 00 55	985	-	1772	40
F LE H175 00 55	1470	-	1772	40
F LE H213 00 55	985	-	2152	40
F LE H215 00 55	1470	-	2152	40
Load capacity of 1 upright: 150 kg (75 kg per side)				
Standard colour: ■■ 55				



The central stiffening bar (bar with compartment) is used to fix the worktop; at the back there is space to house cables and hoses. On request, the compartment can be closed with a sheet metal profile.

ADDITIONAL SINGLE SIDED FRAME



ORD. NO.	A mm	B mm	D mm	E mm
F LE L173 00 55	985	-	1772	40
F LE L175 00 55	1470	-	1772	40
F LE L213 00 55	985	-	2152	40
F LE L215 00 55	1470	-	2152	40
Load capacity of 1 upright: 150 kg (75 kg per side)				
Standard colour: ■■ 55				




KEY



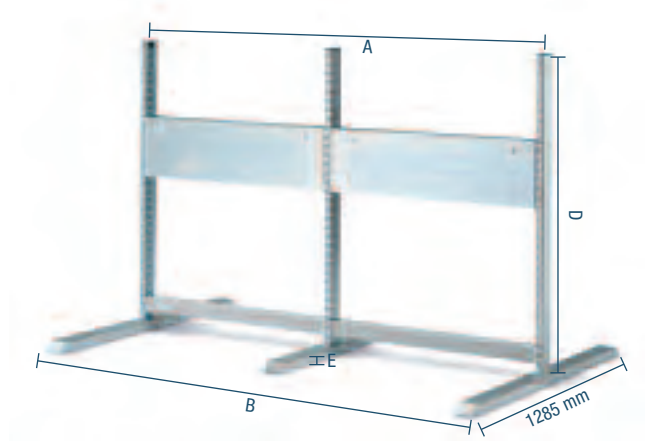
- Workstations are supplied not assembled
- Workstations must be fixed to the wall or floor
- All indicated loads are net and refer to evenly distributed weights

■■ RAL 7035+GALVANISED F... ..55




WORKSTATIONS DYNAMIC

DOUBLE SIDED BASE FRAME



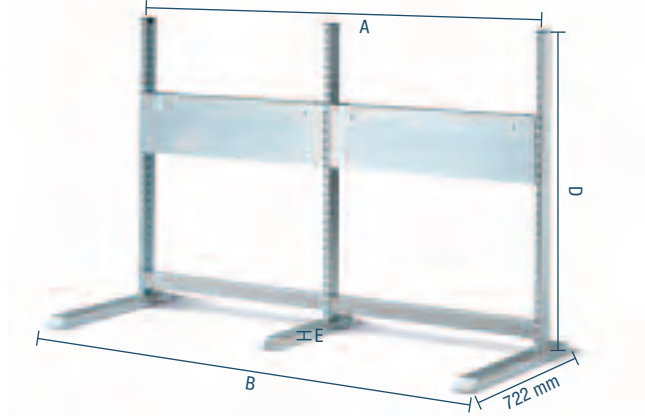
ORD. NO.	A mm	B mm	D mm	E mm
F LE N123 00 55	985+985	2052	1240	40
Load capacity of 1 upright: 150 kg (75 kg per side)				
Standard colour: 55				

ADDITIONAL DOUBLE SIDED FRAME




ORD. NO.	A mm	B mm	D mm	E mm
F LE P123 00 55	985+985	-	1240	40
Load capacity of 1 upright: 150 kg (75 kg per side)				
Standard colour: 55				

SINGLE SIDED BASE FRAME



ORD. NO.	A mm	B mm	D mm	E mm
F LE R123 00 55	985+985	2052	1240	40
Load capacity of 1 upright: 150 kg (75 kg per side)				
Standard colour: 55				

ADDITIONAL SINGLE SIDED FRAME



ORD. NO.	A mm	B mm	D mm	E mm
F LE S123 00 55	985+985	-	1240	40
Load capacity of 1 upright: 150 kg (75 kg per side)				
Standard colour: 55				

RAL 7035+GALVANISED F.:55




KEY

- Workstations are supplied not assembled
- Workstations must be fixed to the wall or floor
- All indicated loads are net and refer to evenly distributed weights



DOUBLE SIDED BASE FRAME



ORD. NO.	A mm	B mm	D mm	E mm
F LE T173 00 55	985+985	2052	1772	40
F LE T213 00 55	985+985	2052	2152	40
Load capacity of 1 upright: 150 kg (75 kg per side)				
Standard colour: ■ ■ 55				

ADDITIONAL DOUBLE SIDED FRAME



ORD. NO.	A mm	B mm	D mm	E mm
F LE U173 00 55	985+985	-	1772	40
F LE U213 00 55	985+985	-	2152	40
Load capacity of 1 upright: 150 kg (75 kg per side)				
Standard colour: ■ ■ 55				

SINGLE SIDED BASE FRAME



ORD. NO.	A mm	B mm	D mm	E mm
F LE V173 00 55	985+985	2052	1772	40
F LE V213 00 55	985+985	2052	2152	40
Load capacity of 1 upright: 150 kg (75 kg per side)				
Standard colour: ■ ■ 55				

ADDITIONAL SINGLE SIDED FRAME




ORD. NO.	A mm	B mm	D mm	E mm
F LE X173 00 55	985+985	-	1772	40
F LE X213 00 55	985+985	-	2152	40
Load capacity of 1 upright: 150 kg (75 kg per side)				
Standard colour: ■ ■ 55				

KEY



- Workstations are supplied not assembled
- Workstations must be fixed to the wall or floor
- All indicated loads are net and refer to evenly distributed weights

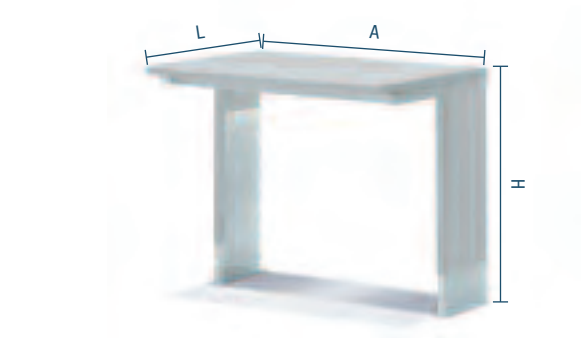
■ ■ RAL 7035+GALVANISED F... ..55



WORKSTATIONS SERIES DYNAMIC


COMPONENTS

WORKTOP WITH FRAME ADJUSTABLE IN HEIGHT FROM 720 mm TO 1138 mm



ORD. NO.	A mm	H mm	L mm
F LE 0960 A1 55	985	723 / 1141	600
F LE 1460 A1 55	1470	723 / 1141	600
F LE 0970 A1 55	985	723 / 1141	700
F LE 1470 A1 55	1470	723 / 1141	700
Height adjustment - distance 38 mm. Load cap. 200 kg			
Standard colour: ■ ■ 55			

WORKTOP WITH FRAME ADJUSTABLE IN HEIGHT FROM 720 mm TO 1138 mm



ORD. NO.	A mm	H mm	L mm
F LE 1960 A1 55	1970	723 / 1141	600
F LE 1970 A1 55	1970	723 / 1141	700
Height adjustment - distance 38 mm. Load cap. 300 kg			
Standard colour: ■ ■ 55			



PAIR OF SUPPORTS

ORD. NO.

F BL 4600 00 08

Pair of supports for FLEXA series cabinets
For DYNAMIC series workstations only



LOCK FOR CABLE HOLDING COMPARTMENT

ORD. NO.

LENGTH mm

F BL 4610 00 99	954
F BL 4615 00 99	1439

For DYNAMIC series frames only

Standard colour: ■ 99

RAL 7035+GALVANISED F.55

GALVANISED F.99

KEY ■

- Workstations are supplied not assembled
- Workstations must be fixed to the wall or floor
- All indicated loads are net and refer to evenly distributed weights



WORKSTATIONS DYNAMIC

1 DUAL SLOT UPRIGHT

ORD. NO. HEIGHT mm

F BL 7540 02 99 1240

F BL 7547 02 99 1772

F BL 7555 02 99 2152

Colours available:

01 02 04 08 99

4 PAIR OF CAPS

ORD. NO.

F BL 4420 00 07

Standard colour: 07

6 DOUBLE SIDED SIDE FOOT

ORD. NO. LENGTH mm

F BL 4520 00 99 1285

Standard colour: 99

7 DOUBLE SIDED CENTRAL FOOT

ORD. NO. LENGTH mm

F BL 4525 00 99 925

Standard colour: 99

For use with the 1970 mm long worktop only

8 SINGLE SIDED SIDE FOOT

ORD. NO. LENGTH mm

F BL 4530 00 99 722

Standard colour: 99

9 SINGLE SIDED CENTRAL FOOT

ORD. NO. LENGTH mm

F BL 4535 00 99 542

Standard colour: 99

For use with the 1970 mm long worktop only

14 WORKTOP COVERED WITH GREY LAMINATE

ORD. NO. DIMENSIONS mm

F BS 0960 00 08 985x600x30 h

F BS 0970 00 08 985x700x30 h

F BS 1460 00 08 1470x600x30 h

F BS 1470 00 08 1470x700x30 h

F BS 1960 00 08 1970x600x30 h

F BS 1970 00 08 1970x700x30 h

Hardboard worktop covered with grey laminate

15 BAR WITH COMPARTMENT

ORD. NO. LENGTH mm

F BL 4620 00 99 955 (A=985)

F BL 4625 00 99 1440 (A=1470)

Standard colour: 99

16 BAR

ORD. NO. LENGTH mm

F BL 4630 00 08 969 (A=985)

F BL 4635 00 08 1455 (A=1470)

Colours available:

01 02 04 08

17 WORKTOP FRAME

ORD. NO. DIMENSIONS mm

F BL 4650 00 08 984x551

F BL 4655 00 08 1469x551

Two 985 mm frames are necessary to fix a 1970 mm long worktop

Colours available:

RAL 7000 F.01

RAL 6011 F.02

RAL 5012 F.04

RAL 7035 F.08

17.1 PAIR OF EXTENSIBLE UPRIGHTS

ORD. NO. HEIGHT mm

F BL 4670 00 55 611/1029




Colours available:

GALVANISED+RAL 7000 F.52

GALVANISED+RAL 6011 F.53

GALVANISED+RAL 5012 F.54

GALVANISED+RAL 7035 F.55




KEY

RAL 7000 F.01 RAL 6011 F.02 RAL 5012 F.04 RAL 7035 F.08 GALVANISED F.99




- Workstations are supplied not assembled
- Workstations must be fixed to the wall or floor
- All indicated loads are net and refer to evenly distributed weights



ACCESSORIES

ACCESSORIES FOR SLICK / COMFORT / DYNAMIC



RAL 7000 F.01

RAL 6011 F.02


RAL 5012 F.04

RAL 7035 F.08

INFO ■

www.famispa.com


ACCESSORIES FOR SLICK / COMFORT / DYNAMIC



■ INFO

RAL 7000 F.01 RAL 6011 F.02 RAL 5012 F.04 RAL 7035 F.08



www.famispaspa.com



ACCESSORIES

ACCESSORIES FOR SLICK / COMFORT / DYNAMIC

ACCESSORIES FOR SLICK / COMFORT / DYNAMIC



TILTING SHELVES LENGTH 1440 mm

ORD. NO.	DEPTH mm
F BL 7795 00 99	220 (A=1470)
F BL 7800 00 99	320 (A=1470)
F BL 7805 00 99	420 (A=1470)

Load capacity 50 kg

Colours available:

■ 01 ■ 02 ■ 04 ■ 08 ■ 99



TILTING SHELVES LENGTH 955 mm

ORD. NO.	DEPTH mm
F BL 7750 00 99	220 (A=985)
F BL 7755 00 99	320 (A=985)
F BL 7760 00 99	420 (A=985)
F BL 7762 00 99	600 (A=985)

Load capacity 50 kg

Colours available:

■ 01 ■ 02 ■ 04 ■ 08 ■ 99

RAL 7000

F. 01

RAL 6011

F. 02

RAL 5012

F. 04

RAL 7035

F. 08

GALVANISED

F. 99


KEY ■



■ All indicated loads are net and refer to evenly distributed weights



ACCESSORIES FOR SLICK / COMFORT / DYNAMIC



FIXED SHELF LENGTH 974 mm

ORD. NO.

DEPTH mm


F BL 7846 00 99

150 (A=985)

Dimensions: 974x170x61 mm h

Load capacity 25 kg. Capacity: 9 containers size 1

Standard colour: 99



FIXED SHELF LENGTH 974 mm

ORD. NO.

DEPTH mm


F BL 7847 00 99

205 (A=985)

Dimensions: 974x230x61 mm h

Load capacity 25 kg. Capacity: 6 containers size 2

Standard colour: 99



PERFORATED PANEL

ORD. NO.

DIMENSIONS mm

F BL 7620 00 08

973 (A=985)

F BL 7635 00 08

1458 (A=1470)

Perforated panel that can be hooked onto the dual slot uprights.

Colours available:

01 02 04 08



NON-PERFORATED PANEL

ORD. NO.

DIMENSIONS mm

F BL 7670 00 08

973 (A=985)

F BL 7685 00 08

1458 (A=1470)

Non-perforated panel that can be hooked onto the dual slot uprights.

Colours available:

01 02 04 08

FIXED SHELF LENGTH 974 mm

ORD. NO.

DEPTH mm

F BL 7848 00 99

295 (A=985)

Dimensions: 974x315x61 mm h

Load capacity 25 kg. Capacity: 4 containers size 3A2 / size 3

Standard colour: 99 GALVANISED

KEY

RAL 7000 F.01 RAL 6011 F.02 RAL 5012 F.04 RAL 7035 F.08 GALVANISED F.99




All indicated loads are net and refer to evenly distributed weights



ACCESSORIES

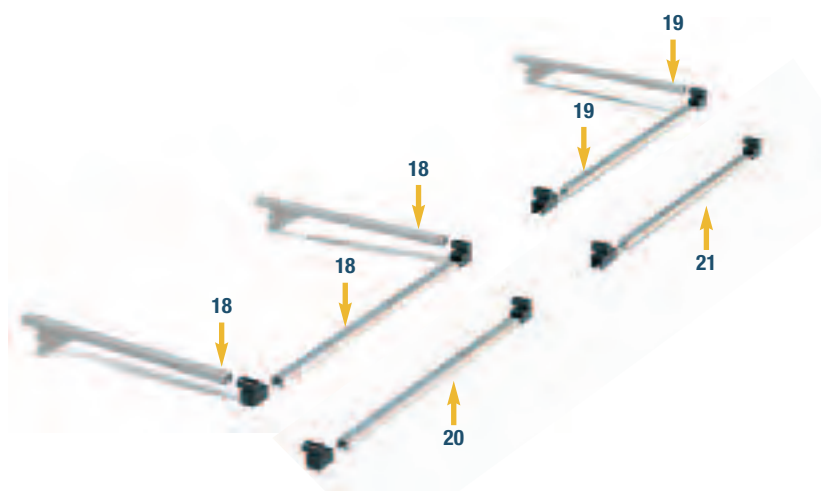
ACCESSORIES FOR SLICK / COMFORT / DYNAMIC

ACCESSORIES FOR SLICK / COMFORT / DYNAMIC



18 PAIR OF SUPPORTS WITH BASE TRACK

ORD. NO.	DIMENSIONS mm
F BL 9810 01 55	985x750 (A = 985)
F BL 9815 01 55	1470x750 (A = 1470)
Load capacity 10 kg	
Colours available:	
■ ALUMINIUM + RAL 7000 F. 52	
■ ALUMINIUM + RAL 6011 F. 53	
■ ALUMINIUM + RAL 5012 F. 54	
■ ALUMINIUM + RAL 7035 F. 55	



19 SUPPORT WITH ADDITIONAL TRACK

ORD. NO.	DIMENSIONS mm
F BL 9810 03 55	985x750 (A = 985)
F BL 9815 03 55	1470x750 (A = 1470)
Load capacity 10 kg	
Colours available:	
■ ALUMINIUM + RAL 7000 F. 52	
■ ALUMINIUM + RAL 6011 F. 53	
■ ALUMINIUM + RAL 5012 F. 54	
■ ALUMINIUM + RAL 7035 F. 55	

20 BASE TRACK

ORD. NO.	LENGTH mm
F BL 9810 10 00	A 985
F BL 9815 10 00	A 1470
Standard colour:	
■ 00 ALUMINIUM	

21 ADDITIONAL TRACK

ORD. NO.	LENGTH mm
F BL 9810 13 00	A 985
F BL 9815 13 00	A 1470
Standard colour:	
■ 00 ALUMINIUM	

COUPLINGS

ORD. NO.	
F BL 9841 00 07	
F BL 9840 00 07	
Standard colour:	
■ 07 BLACK RAL 9011	


ALUMINIUM +
RAL 7000 F. 52ALUMINIUM +
RAL 6011 F. 53ALUMINIUM +
RAL 5012 F. 54ALUMINIUM +
RAL 7035 F. 55

KEY ■

■ All indicated loads are net and refer to evenly distributed weights



ACCESSORIES FOR SLICK / COMFORT / DYNAMIC



COMPRESSED AIR SET WITH BALANCER AND FILTER

ORD. NO.	BALANCER
F BL 9710 03 00	0.4 - 1 kg
F BL 9720 03 00	1 - 2 kg

The set includes: 1 flexible cable Ø 10 mm, 1 T-shaped connector 1/4" with cap (B), 2 retainers, 2 support runners, 1 snap hook, 1 balancer with 1600 mm long steel cable, 1 universal tool coupling 1/4" (A), 1 spiral tube internal diameter 5.5 mm, 1 filter regulator unit with pressure gauge* which can be used at a maximum pressure of 10 bar, it has a capacity of about 9 litres per second (at point A) and 11 litres per second (at point B) at an operating pressure of 6.3 bar (the capacity can vary according to the technical characteristics of the compressed air supply to which the Fami system is connected). 1/4" unions, 1 tube internal diameter 5.5 mm to drain the filter.

* Filter regulator unit with pressure gauge and oiler on request



SUPPORT RUNNERS

ORD. NO.

R CMV 0034 00


The support runner is made up of 1 black plastic ring complete with bearings and 1 steel snap hook



BALANCER SET

ORD. NO.	BALANCER
F BL 9710 00 00	0.4 - 1 kg
F BL 9720 00 00	1 - 2 kg

The set includes: 2 support runners, 1 snap hook, 1 balancer with 1600 mm long steel cable



ADDITIONAL COMPRESSED AIR SET WITH BALANCER


ORD. NO.	BALANCER
F BL 9710 02 00	0.4 - 1 kg
F BL 9720 02 00	1 - 2 kg

The set includes: 1 coupling 1/4" (B), 2 retainers, 2 support runners, 1 snap hook, 1 balancer with 1600 mm long steel cable, 1 universal tool coupling (A), 1 spiral tube internal diameter 5.5 mm

■ INFO




www.famispa.com



ACCESSORIES

ACCESSORIES FOR SLICK / COMFORT / DYNAMIC



ANTI-GLARE HOOD FOR PHILIPS LAMPS

ORD. NO.	FOR LAMP
F BL 9921 00 08	2x18W
F BL 9922 00 08	2x36W

Standard colour: ■ 08




PHILIPS LAMP IP 66 2X18 W

ORD. NO.	DIMENSIONS mm
F BL 9905 00 00	700x140x85 h

Technical specifications of the lamp:

Polyester casing, cover in transparent polycarbonate, protection rating IP 66, neon 2x18W, electrical input 230V/50Hz, power supply plug Schuko, cable length 4 metres, tonality 4000K, colour rendering (Ra) 80-89. Fixing material included.




PHILIPS LAMP IP 66 2X36 W

ORD. NO.	DIMENSIONS mm
F BL 9910 00 00	1300x165x95 h

Technical specifications of the lamp:

Polyester casing, cover in transparent polycarbonate, protection rating IP 66, neon 2x36W, electrical input 230V/50Hz, power supply plug Schuko, cable length 4 metres, tonality 4000K, colour rendering (Ra) 80-89. Fixing material included.



PHILIPS LAMP IP 66 2X58 W

ORD. NO.	DIMENSIONS mm
F BL 9915 00 00	1600x165x95 h

Technical specifications of the lamp:

Polyester casing, cover in transparent polycarbonate, protection rating IP 66, neon 2x58W, electrical input 230V/50Hz, power supply plug Schuko, cable length 4 metres, tonality 4000K, colour rendering (Ra) 80-89. Fixing material included.

RAL 7035 F.08

INFO ■

www.famispa.com


ACCESSORIES FOR SLICK / COMFORT / DYNAMIC

ACCESSORIES



WALDMANN LAMP IP 67 1x36 W

ORD. NO.

DIMENSIONS mm

F BL 9955 00 00

610x70 h

Technical specifications of the lamp:

borosilicate glass tube, parabolic diffuser, protection rating IP 67, neon 2x36W, electrical input 230V/50Hz, power supply plug Schuko, cable length 4 metres, tonality 4000K, colour rendering (Ra) 80-89. Fixing material included.



WALDMANN LAMP IP 67 2x36 W

ORD. NO.

DIMENSIONS mm

F BL 9960 00 00

1090x70 h

Technical specifications of the lamp:

borosilicate glass tube, parabolic diffuser, protection rating IP 67, neon 2x36W, electrical input 230V/50Hz, power supply plug Schuko, cable length 4 metres, tonality 4000K, colour rendering (Ra) 80-89. Fixing material included.



WALDMANN LAMP IP 20 2x36 W

ORD. NO.

DIMENSIONS mm

F BL 9930 00 08

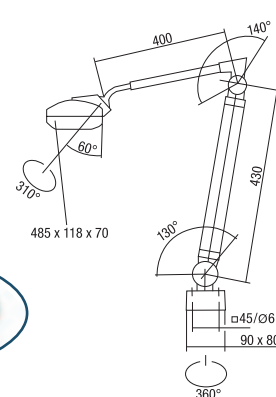
910x90x105 h

Technical specifications of the lamp:

aluminium casing, metallic parabolic diffuser, protection rating IP 20, neon 2x36W, electrical input 230V/50Hz, power supply plug Schuko, cable length 2,95 metres, tonality 4000K, colour rendering (Ra) 80-89. Fixing material included.

Standard colour: ■ 08

ACCESSORIES FOR SLICK / COMFORT / DYNAMIC



MULTIPURPOSE SUPPORT

ORD. NO. F BL 7461 00 08

Dim. 70x60x70 mm

Standard colour: ■ 08

TRIPLE-JOINTED WALDMANN LAMP 1x36 W IP 20

ORD. NO.

DIMENSIONS mm

F BL 9980 00 08

910x90x105 h

Technical specifications of the lamp:

aluminium casing, metallic parabolic diffuser, protection rating IP 20, neon 1x36W, electrical input 230V/50Hz, power supply plug Schuko, cable length 1,95 metres, tonality 4000K, colour rendering (Ra) 80-89. Fixing material included.

The standard lighting system includes:

1 multipurpose steel support for fixing to clamp, 1 clamp 0-65 mm, 1 swivel lamp with three joints.

Standard colour: ■ 08

■ INFO



www.famispaspa.com

RAL 7035 F. 08



ACCESSORIES

ACCESSORIES FOR SLICK / COMFORT / DYNAMIC

ACCESSORIES FOR SLICK / COMFORT / DYNAMIC



Standard IP 30 protection rating electrical components supplied:

- 2 multiple socket boxes with 12 modules
- 1 magnetothermal differential circuit breaker 2P 230V AC10A I Δ N=0.01A
- 2 cable clamps PG11
- 1 cable clamp PG16

- 2 straight connectors PG16
- 200 cm cable sheath Ø 16 mm
- 1 heavy duty fixed plug 220-250V 16A 2P+T
- 1 complete wiring for 6-9 sockets (depending on the article)
- 6-9 sockets 220-250V 10A 2P+T with hole covers (depending on the article)



RACEWAYS WITH WIRED SOCKETS

ORD. NO.	type and number of wired sockets:					
	D	F	GB	I	CH	IL
F BL 9310 10 08	9	—	—	—	—	—
F BL 9310 20 08	—	9	—	—	—	—
F BL 9310 25 08	4	5	—	—	—	—
F BL 9310 30 08	—	—	6	—	—	—
F BL 9310 35 08	4	—	3	—	—	—
F BL 9310 40 08	—	—	—	9	—	—
F BL 9310 45 08	4	—	—	5	—	—
F BL 9310 50 08	—	—	—	—	9	—
F BL 9310 55 08	4	—	—	—	5	—
F BL 9310 70 08	—	—	—	—	—	9
F BL 9310 75 08	4	—	—	—	—	5

Dimensions: mm 1920x60x85 h

Standard colour: ■ 08

RACEWAYS WITH WIRED SOCKETS

ORD. NO.	type and number of wired sockets:					
	D	F	GB	I	CH	IL
F BL 9260 10 08	9	—	—	—	—	—
F BL 9260 20 08	—	9	—	—	—	—
F BL 9260 25 08	4	5	—	—	—	—
F BL 9260 30 08	—	—	6	—	—	—
F BL 9260 35 08	4	—	3	—	—	—
F BL 9260 40 08	—	—	—	9	—	—
F BL 9260 45 08	4	—	—	5	—	—
F BL 9260 50 08	—	—	—	—	9	—
F BL 9260 55 08	4	—	—	—	5	—
F BL 9260 70 08	—	—	—	—	—	9
F BL 9260 75 08	4	—	—	—	—	5

Dimensions: mm 1420x60x85 h

Standard colour: ■ 08




PAIR OF FRONT SUPPORTS

ORD. NO. F BL 9450 00 99

Pair of supports for fixing to front raceway

Standard colour: ■ 99 GALVANISED




PAIR OF REAR SUPPORTS

ORD. NO. F BL 9455 00 99

Pair of supports for fixing to rear raceway

Standard colour: ■ 99 GALVANISED



For 1940 mm long raceways with pair of rear supports please contact Fami

GALVANISED F.99 RAL 7035 F.08

INFO ■

www.famispa.com



ACCESSORIES FOR SLICK / COMFORT / DYNAMIC



Multiple socket box with side support

MULTIPLE SOCKET BOX 220V IP30 WITH SIDE SUPPORT

ORD. NO.	type and number of wired sockets:					
	D	F	GB	I	CH	IL
F BL 9361 10 59	5	—	—	—	—	—
F BL 9361 25 59	1	4	—	—	—	—
F BL 9361 30 59	—	—	3	—	—	—
F BL 9361 35 59	1	—	2	—	—	—
F BL 9361 45 59	1	—	—	4	—	—
F BL 9361 55 59	1	—	—	—	4	—
F BL 9361 75 59	1	—	—	—	—	4

Dimensions: mm 85x70x360 h

Standard colour: ■ 59

Standard IP 30 protection rating electrical components supplied:

- 1 multiple socket box with 12 modules
- 1 magnetothermic differential circuit breaker 2P 230V AC10A I Δ N=0.01A
- 2 straight connectors PG16, cm 200 cable sheath Ø 16 mm
- 1 heavy duty fixed plug 220-250V 16A 2P+T
- 1 complete wiring for 3-5 sockets (depending on the article)
- 3-5 sockets 220-250V 10A 2P+T with hole covers (depending on the article)

ACCESSORIES FOR SLICK / COMFORT / DYNAMIC



Multiple socket box with front support

MULTIPLE SOCKET BOX 220V IP30 WITH FRONT SUPPORT


ORD. NO.	type and number of wired sockets:					
	D	F	GB	I	CH	IL
F BL 9360 10 59	5	—	—	—	—	—
F BL 9360 25 59	1	4	—	—	—	—
F BL 9360 30 59	—	—	3	—	—	—
F BL 9360 35 59	1	—	2	—	—	—
F BL 9360 45 59	1	—	—	4	—	—
F BL 9360 55 59	1	—	—	—	4	—
F BL 9360 75 59	1	—	—	—	—	4

Dimensions: mm 85x70x360 h

Standard colour: ■ 59

Standard IP 30 protection rating electrical components supplied:


- 1 multiple socket box with 12 modules
- 1 magnetothermic differential circuit breaker 2P 230V AC10A I Δ N=0.01A
- 2 straight connectors PG16, cm 200 cable sheath Ø 16 mm
- 1 heavy duty fixed plug 220-250V 16A 2P+T
- 1 complete wiring for 3-5 sockets (depending on the article)
- 3-5 sockets 220-250V 10A 2P+T with hole covers (depending on the article)



ACCESSORIES

ACCESSORIES FOR SLICK / COMFORT / DYNAMIC

ACCESSORIES FOR SLICK / COMFORT / DYNAMIC

**EMPTY RACEWAY 16 MODULES 220V – 380V**

ORD. NO.	DIMENSIONS mm	MODULES
F BL 9120 01 08	1920x72x170 h	16

For 1970 mm long frames
Empty raceway complete with 2 side plugs with holes for the pneumatic systems. Holes Ø 22 mm

Standard colour: ■ 08

EMPTY RACEWAY 12 MODULES 220V – 380V

ORD. NO.	DIMENSIONS mm	MODULES
F BL 9115 01 08	1420x72x170 h	12

For 1470 mm long frames
Empty raceway complete with 2 side plugs with holes for the pneumatic systems. Holes Ø 22 mm

Standard colour: ■ 08

EMPTY RACEWAY 7 MODULES 220V – 380V

ORD. NO.	DIMENSIONS mm	MODULES
F BL 9110 01 08	935x72x170 h	7

For 985 mm long frames
Empty raceway complete with 2 side plugs with holes for the pneumatic systems. Holes Ø 22 mm

Standard colour: ■ 08

PAIR OF FRONT SUPPORTS

ORD. NO. F BL 9460 00 99

Pair of supports for fixing to front raceway

Standard colour: ■ 99 GALVANISED

**PAIR OF REAR SUPPORTS**

ORD. NO. F BL 9465 00 99

Pair of supports for fixing to rear raceway

Standard colour: ■ 99 GALVANISED



For 1920 mm long raceways with pair of rear supports please contact Fami

GALVANISED F.99 RAL 7035 F.08

INFO ■

www.famispa.com



ACCESSORIES FOR SLICK / COMFORT / DYNAMIC

ACCESSORIES



1 MODULE

MAGNETOTHERMIC DIFFERENTIAL CIRCUIT BREAKER 220V

ORD. NO.

WIRING

F BL 9393 51 00

YES

F BL 9393 52 00

NO

Made up of: control unit with cover, magnetothermal differential circuit breaker 220V 16A 1P+N
I Δ N=0.03A, 3 metres cable with wander plug CEE 220V

Protection rating IP40

The cable is supplied with the control unit is wired only



1 MODULE

MAGNETOTHERMIC DIFFERENTIAL CIRCUIT BREAKER 220V

ORD. NO.

WIRING

F BL 9394 51 00

YES

F BL 9394 52 00

NO

Made up of: control unit with cover, magnetothermal differential circuit breaker 220V 16A 1P+N,
3 metres cable with wander plug CEE 220V

Protection rating IP40

The cable is supplied with the control unit is wired only



1 MODULE

MAGNETOTHERMIC DIFFERENTIAL CIRCUIT BREAKER 380V

ORD. NO.

WIRING

F BL 9393 53 00

YES

F BL 9393 54 00

NO

Made up of: control unit with cover, magnetothermal differential circuit breaker 380V 16A 4P
I Δ N=0.03A, 3 metres cable with wander plug CEE 380V

Protection rating IP40

The cable is supplied with the control unit is wired only



2 MODULES

MAGNETOTHERMIC DIFFERENTIAL CIRCUIT BREAKER 220V

ORD. NO.

WIRING

F BL 9393 55 00

YES

F BL 9393 56 00

NO

Made up of: control unit with cover, magnetothermal differential circuit breaker 220V 16A 1P+N
I Δ N=0.03A with emergency cut off device,
1 emergency push button, 3 metres cable with wander plug CEE 220V. Protection rating IP40

The cable is supplied with the control unit is wired only



2 MODULES

MAGNETOTHERMIC DIFFERENTIAL CIRCUIT BREAKER 220V

ORD. NO.

WIRING

F BL 9394 55 00

YES

F BL 9394 56 00

NO

Made up of: control unit with cover, magnetothermal differential circuit breaker 220V 16A 1P+N
with emergency cut off device, 1 emergency push button, 3 metres cable with wander plug CEE 220V
Protection rating IP40

The cable is supplied with the control unit is wired only



3 MODULES

MAGNETOTHERMIC DIFFERENTIAL CIRCUIT BREAKER 380V

ORD. NO.

WIRING

F BL 9393 57 00

YES

F BL 9393 58 00

NO

Made up of: control unit with cover, magnetothermal differential circuit breaker 380V 16A 4P
I Δ N=0.03A with emergency cut off device,
1 emergency push button, 3 metres cable with wander plug CEE 380V. Protection rating IP40

The cable is supplied with the control unit is wired only



1 MODULE

SCHUKO SOCKET

ORD. NO.

WIRING

F BL 9395 57 00


YES

F BL 9395 58 00

NO

Made up of: 1 socket 220V 16A 2P+T

Protection rating IP40



1 MODULE

COVER

ORD. NO.

F BL 9384 00 08



1 MODULE

SOCKET 380V 3P+N+T

ORD. NO.

WIRING

F BL 9395 51 00

YES

F BL 9395 52 00

NO

Made up of: 1 socket 380V 16A 3P+N+T

Protection rating IP40



1 MODULE

SOCKET 220V 2P+T

ORD. NO.

WIRING

F BL 9395 55 00

YES

F BL 9395 56 00

NO

Made up of: 1 socket 220V CEE 16A 2P+T

Protection rating IP40



PNEUMATIC SUPPLY HOSE

ORD. NO.

F BL 9401 02 00

The 3 metres long cable is supplied complete with
1 coupling, 2 male hose fittings with bands,
1 cap. Connectors 3/8"



1 MODULE

SOCKET 380V 3P+T

ORD. NO.

WIRING

F BL 9395 53 00

YES

F BL 9395 54 00

NO

Made up of: 1 socket 380V 16A 3P+T

Protection rating IP40

■ INFO





www.famispaspa.com



ACCESSORIES

ACCESSORIES FOR SLICK / COMFORT / DYNAMIC

ACCESSORIES FOR SLICK / COMFORT / DYNAMIC



SWIVEL ARM WITH TWO JOINTS AND TILTED TRAY
ORD. NO.

F BL 7456 00 08

Complete with screw brakes with knob

Internal dim. of tray 401x402x21 mm h. Load capacity 20 kg

Colours available: ■ 01 ■ 02 ■ 04 ■ 08



SWIVEL ARM WITH TWO JOINTS WITH CONTAINERS
ORD. NO.

F BL 7445 03 08

Complete with 5 containers size 1 grey and
3 containers size 2 grey

Load capacity 15 kg

Colours available: ■ 01 ■ 02 ■ 04 ■ 08



SWIVEL ARM WITH TWO JOINTS WITH CONTAINERS
ORD. NO.

F BL 7445 04 08

Complete with 15 containers size 1 grey

Load capacity 15 kg

Colours available: ■ 01 ■ 02 ■ 04 ■ 08



SWIVEL ARM WITH TWO JOINTS AND TRAY
ORD. NO.

F BL 7455 00 08

Complete with screw brakes with knob

Load capacity 20 kg

Colours available: ■ 01 ■ 02 ■ 04 ■ 08



SWIVEL ARM WITH TWO JOINTS AND PRACTIBOX
ORD. NO.

F BL 7446 01 08

Complete with 1 practibox with 9 drawers and 2 practibox
with 6 drawers. **Load capacity 15 kg**

Colours available: ■ 01 ■ 02 ■ 04 ■ 08


RAL 7000 F.01 RAL 6011 F.02 RAL 5012 F.04 RAL 7035 F.08

KEY ■

■ All indicated loads are net and refer to evenly distributed weights



ACCESSORIES FOR SLICK / COMFORT / DYNAMIC



COMPUTER HOLDING FRAME

ORD. NO.


F BL 7444 00 08

For Tower versions only

Dim. 223x416x134 mm h. Usable dimensions 210x412 mm h

Colours available: ■ 01 ■ 02 ■ 04 ■ 08

ACCESSORIES FOR SLICK / COMFORT / DYNAMIC



ROLLER CABINET

ORD. NO.

F BL 7011 02 01

To fix to dual slot uprights

Overall dim.: 952x210x810 mm h. Usable dim.: 905x150x581 mm. Load capacity 10 kg

Colours available:



■ 01 ■ 02 ■ 51 ■ 56

■ INFO



www.famispaspa.com

■ Hooks see page C66



RAL 7000 F.01

RAL 6011 F.02

RAL 5012 F.04

RAL 7035 F.08